



# COVID-19 Case Data: Weekly Update

February 23, 2022



## Report Highlights:

This weekly report provides information on the COVID-19 pandemic's impact in States of Montana and Wyoming for American Indians. Information was accessed from Centers for Disease Control and Prevention (CDC) case updates and vaccination tracker, Indian Health Service (IHS) COVID-19 page, Montana ArcGIS, and Wyoming Department of Health.

## Key Findings

- ◆ The total number of COVID-19 cases continues to *rise*, nationally and in the States of Montana and Wyoming.
- ◆ The number of positive COVID-19 tests has *increased*.
- ◆ COVID-19 vaccine distribution *continues*.
- ◆ Tribal Reservations continue to *increase* fully vaccinated prevalence.

## Total COVID-19 Cases and Death

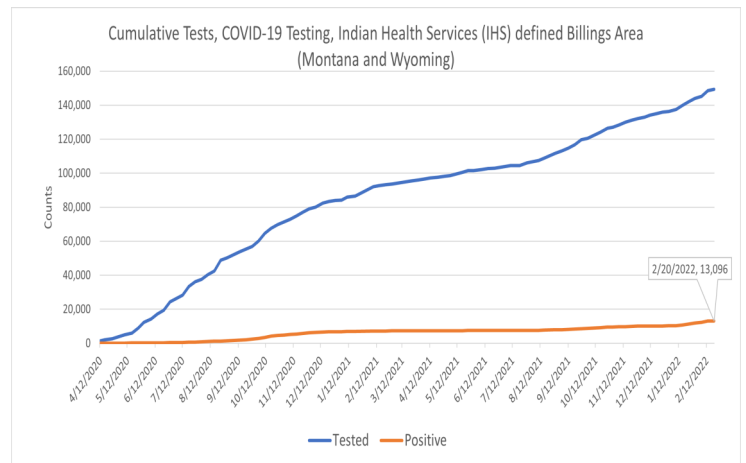
	United States	Montana	Wyoming
Total Cases	78,269,789	261,722	154,082
Total Deaths	930,811	3,105	1,689

Source: Centers for Disease Control and Prevention COVID case tracker, updated: February 22, 2022 <https://covidtracking.com/data/state/>

## COVID-19: Testing and New Cases

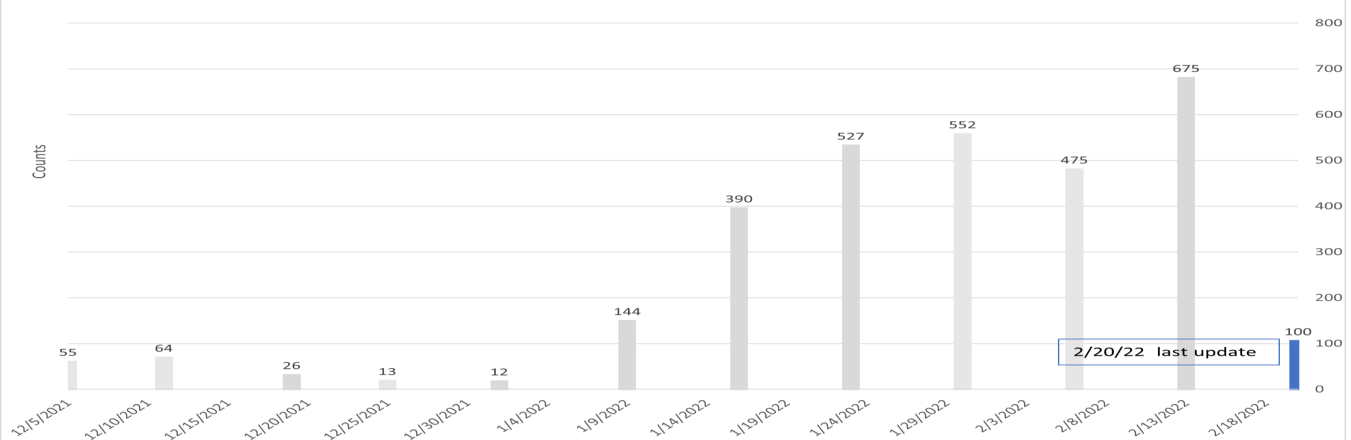
Date	Total COVID-19 tests	Positive COVID-19 tests
2/20/2022	149,014	13,063

Source: Indian Health Service Coronavirus page, updated: February 20, 2022 <https://www.ihs.gov>



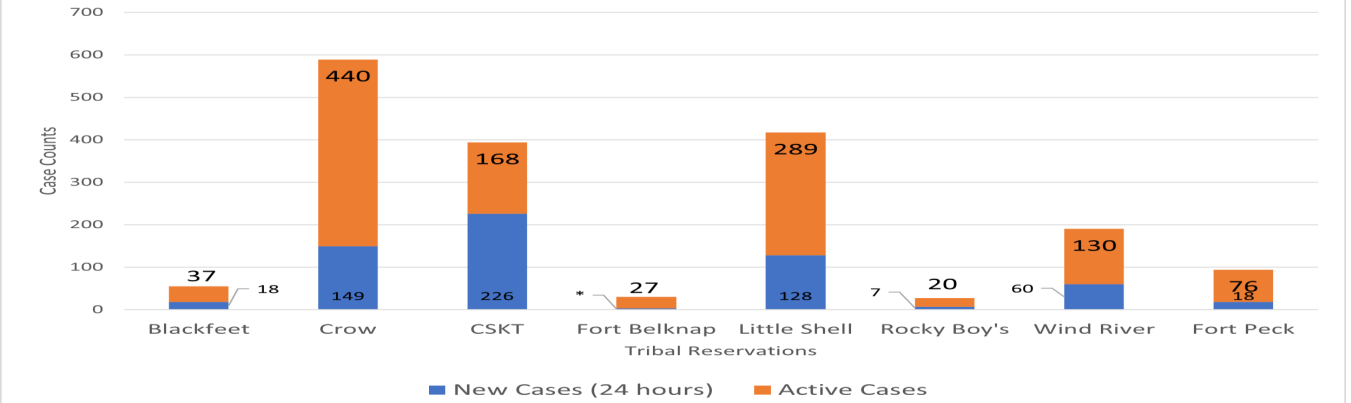
<sup>1</sup> Estimates include all users of Billings Area Indian Health Service units in Montana and Wyoming (Blackfeet, Crow, Flathead, Fort Belknap, Fort Peck, Northern Cheyenne, Rocky Boy and/or Wind River Reservations). Updated: February 20, 2022. <https://IHS.gov>

Weekly New COVID-19 Cases, Billings Area Indian Health Service Units<sup>1</sup>



<sup>1</sup> Estimates include users of Billings Area Indian Health Service units in Montana and Wyoming (Blackfeet, Crow, Flathead, Fort Belknap, Fort Peck, Northern Cheyenne, Rocky Boy and/or Wind River Reservations). Updated: February 16, 2022. Accessed <https://IHS.gov>.

New and Active Cases by Contract Health Service Delivery Area (CHSDA)<sup>1</sup>, All Races<sup>2</sup>



<sup>1</sup> Tribe Contract Health Service Delivery Area (CHSDA) defined as individuals with any mention of American Indian race and residence in the following counties of Montana (Glacier, Pondera, Big Horn, Yellowstone, Flathead, Lake, Missoula, Sanders, Blaine, Phillips, Daniels, Roosevelt, Sheridan, Valley, Cascade, Rosebud, Chouteau, Hill) and Wyoming (Fremont, Hot Springs).

<sup>2</sup> Estimates include the following racial/ethnic groups: Non-Hispanic Whites, Blacks, American Indian/Alaska Native, and Asian.

\* Data with counts less than 6 are suppressed in accordance with RMTEC policy and procedures.

Updated: February 22, 2022. <https://montana.maps.arcgis.com/> and <https://sites.google.com/wyo.gov/covid-19/home>



# COVID-19 Case Data: Weekly Update

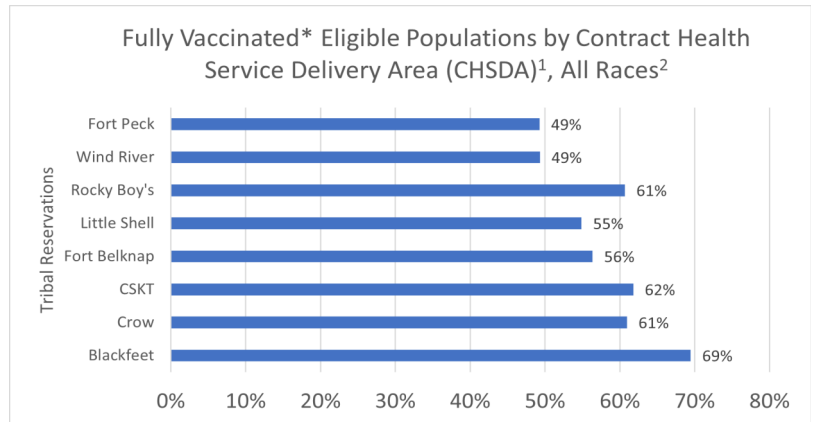
February 23, 2022

## COVID-19 Vaccinations

COVID-19 Vaccinations <sup>a</sup>		
	Distributed	Administered
National	686,495,805	549,939,423
Montana	1,872,295	1,530,012
Wyoming	928,985	728,393

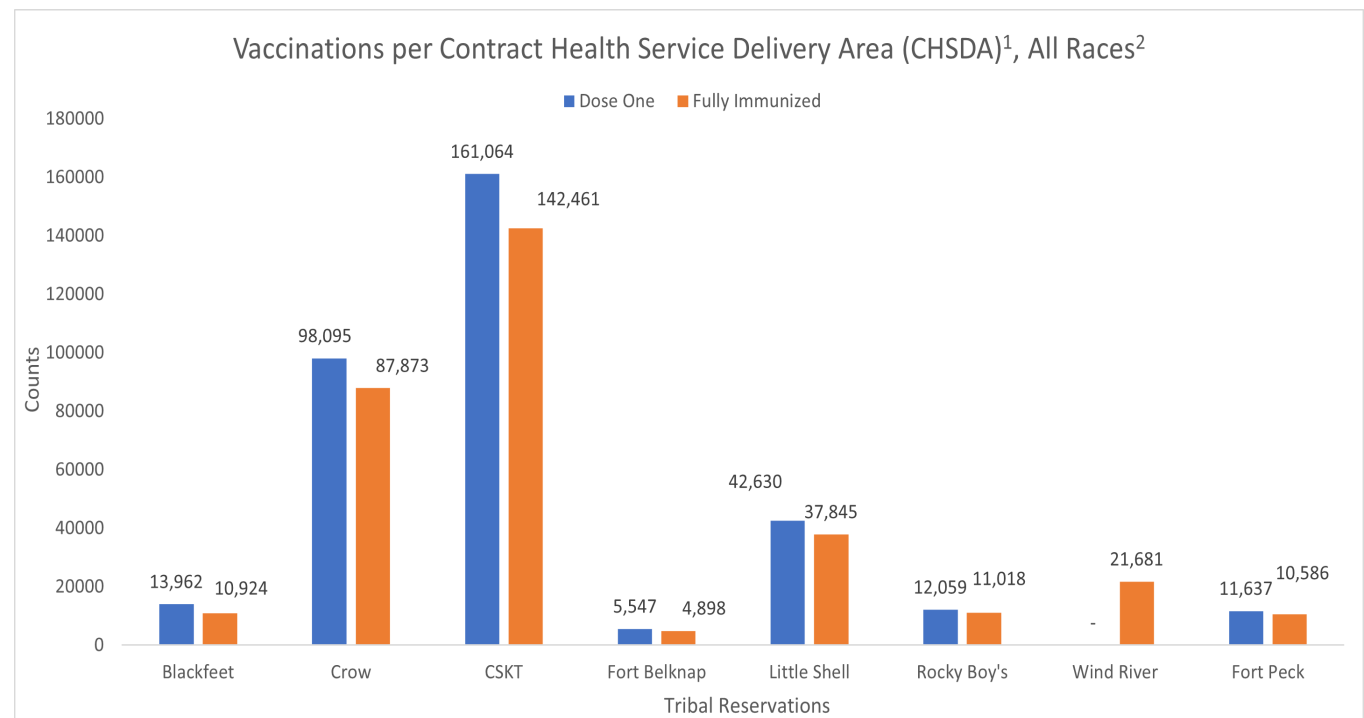
Source: Centers for Disease Control and Prevention COVID data tracker, updated: February 22, 2022. <https://covid.cdc.gov/covid-data-tracker/#vaccinations>

<sup>a</sup> Federally approved COVID-19 vaccines are Pfizer/BioNTech, Moderna, and Janssen. Estimates are single COVID-19 doses.



Source: Montana Vaccine Production View and COVID-19 Vaccine Data-Wyoming Department of Health. Updated: February 22, 2022. <https://www.fda.gov/emergency-preparedness-and-response/coronavirus-disease-2019-covid-19/covid-19-vaccines>.

(\* ) Fully vaccinated status are those who received (2) doses of Federally approved vaccines of Pfizer/BioNTech or Moderna and (1) dose of Janssen vaccine. No information provided on boosters, if eligible.



Source: FDA, updated: February 22, 2022. <https://www.fda.gov/emergency-preparedness-and-response/coronavirus-disease-2019-covid-19/covid-19-vaccines>

(-)The State of Wyoming only reports those who are fully vaccinated (individuals who have received 2 doses of Federally approved COVID-19 vaccines).

<sup>1</sup> Tribe Contract Health Service Delivery Area (CHSDA) defined as individuals with any mention of American Indian race and residence in the following counties of Montana (Glacier, Pondera, Big Horn, Yellowstone, Flathead, Lake, Missoula, Sanders, Blaine, Phillips, Daniels, Roosevelt, Sheridan, Valley, Cascade, Rosebud, Chouteau, Hill) and Wyoming (Fremont, Hot Springs).

<sup>2</sup> Estimates include the following racial/ethnic groups: Non-Hispanic Whites, Blacks, American Indian/Alaska Native, and Asian.



Rocky Mountain Tribal Leaders Council, Epidemiology Center

2929 Third Avenue North, Suite 300

Billings, MT 59101

(406) 252-2550

<https://www.rmtlc.org/tribal-epidemiology-centers/>

