



COVID-19 Case Data: Weekly Update

February 16, 2022

Report Highlights:

This weekly report provides information on the COVID-19 pandemic's impact in States of Montana and Wyoming for American Indians. Information was assessed from Centers for Disease Control and Prevention (CDC) case updates and vaccination tracker, Indian Health Service (IHS) COVID-19 page, Montana ArcGIS, and Wyoming Department of Health.

Key Findings

- ◆ The total number of COVID-19 cases continues to *rise*, nationally and in the States of Montana and Wyoming.
- ◆ The number positive COVID-19 tests has *increased*.
- ◆ COVID-19 vaccine distribution *continues*.
- ◆ Tribal Reservations continue to *increase* fully vaccinated prevalence.

Total COVID-19 Cases and Death

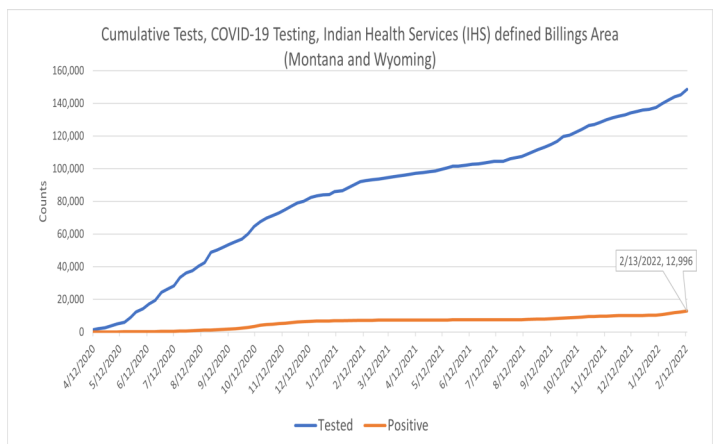
	United States	Montana	Wyoming
Total Cases	767,592,982	256,630	152,281
Total Deaths	916,977	3,067	1,667

Source: Centers for Disease Control and Prevention COVID case tracker, updated: February 14, 2022 <https://covidtracking.com/data/state/>

COVID-19: Testing and New Cases

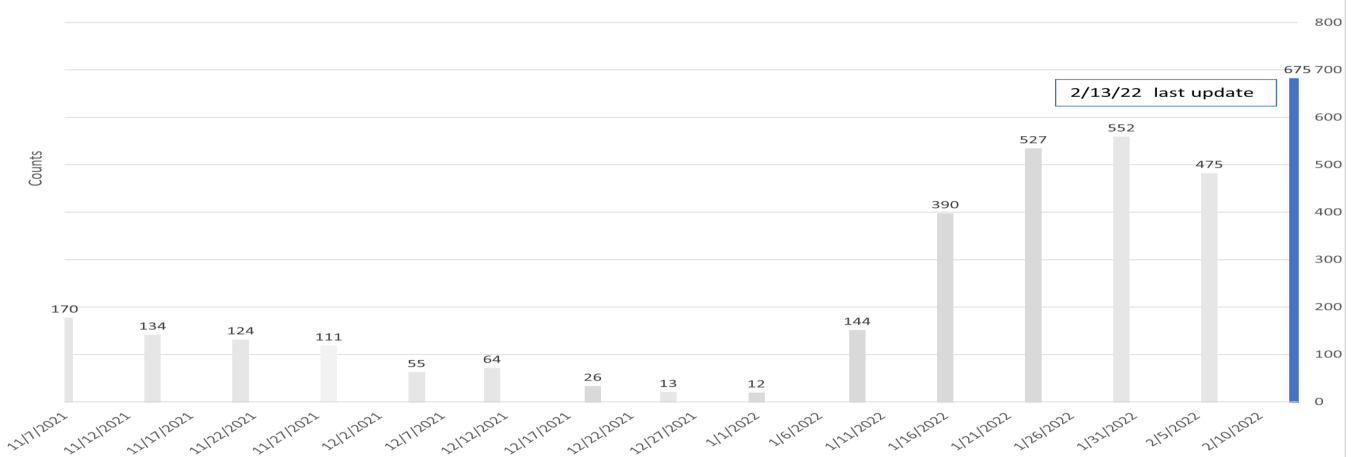
Date	Total COVID-19 tests	Positive COVID-19 tests
2/13/2022	148,593	12,996

Source: Indian Health Service Coronavirus page, updated: February 13, 2022 <https://www.ihs.gov>



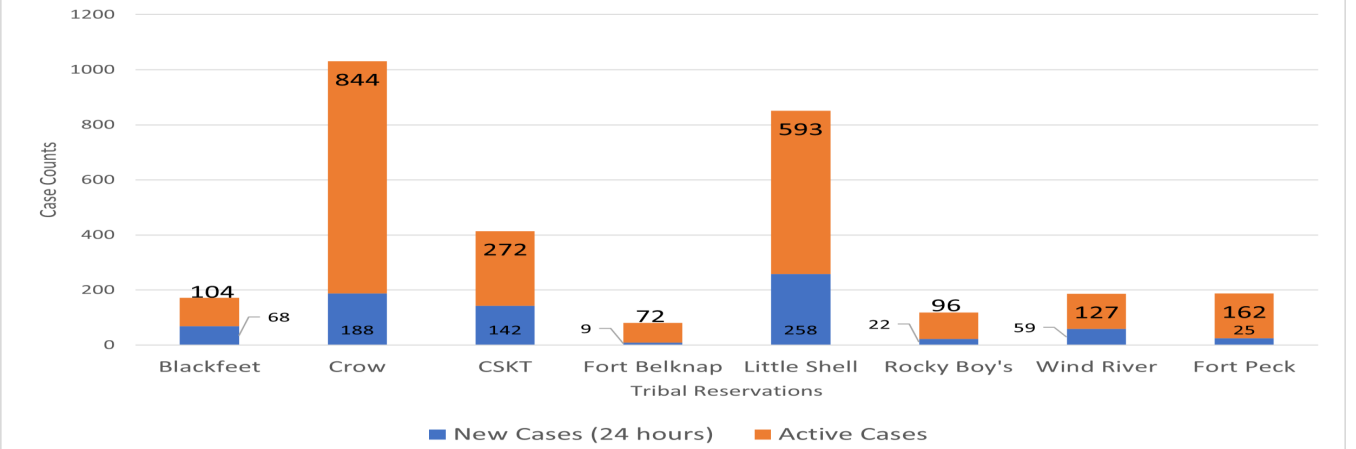
¹ Estimates include all users of Billings Area Indian Health Service units in Montana and Wyoming (Blackfeet, Crow, Flathead, Fort Belknap, Fort Peck, Northern Cheyenne, Rocky Boy and/or Wind River Reservations). Updated: February 13, 2022. <https://IHS.gov>.

Weekly New COVID-19 Cases, Billings Area Indian Health Service Units¹



¹ Estimates include users of Billings Area Indian Health Service units in Montana and Wyoming (Blackfeet, Crow, Flathead, Fort Belknap, Fort Peck, Northern Cheyenne, Rocky Boy and/or Wind River Reservations). Updated: February 13, 2022. Accessed <https://IHS.gov>.

New and Active COVID-19 Cases by Contract Health Service Delivery Area (CHSDA)¹, All Races²



¹ Tribe Contract Health Service Delivery Area (CHSDA) defined as individuals with any mention of American Indian race and residence in the following counties of Montana (Glacier, Pondera, Big Horn, Yellowstone, Flathead, Lake, Missoula, Sanders, Blaine, Phillips, Daniels, Roosevelt, Sheridan, Valley, Cascade, Rosebud, Chouteau, Hill) and Wyoming (Fremont, Hot Springs).

² Estimates include the following racial/ethnic groups: Non-Hispanic Whites, Blacks, American Indian/Alaska Native, and Asian.





COVID-19 Case Data: Weekly Update

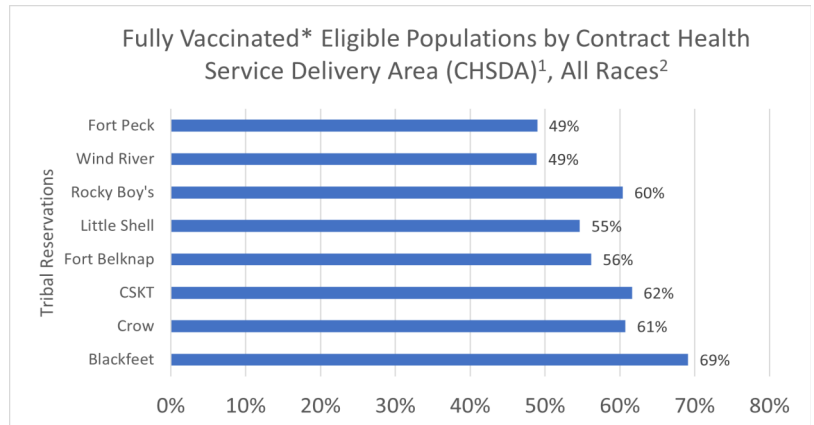
February 16, 2022

COVID-19 Vaccinations

COVID-19 Vaccinations ^a		
	Distributed	Administered
National	676,650,925	547,446,164
Montana	1,857,155	1,520,263
Wyoming	920,865	719,204

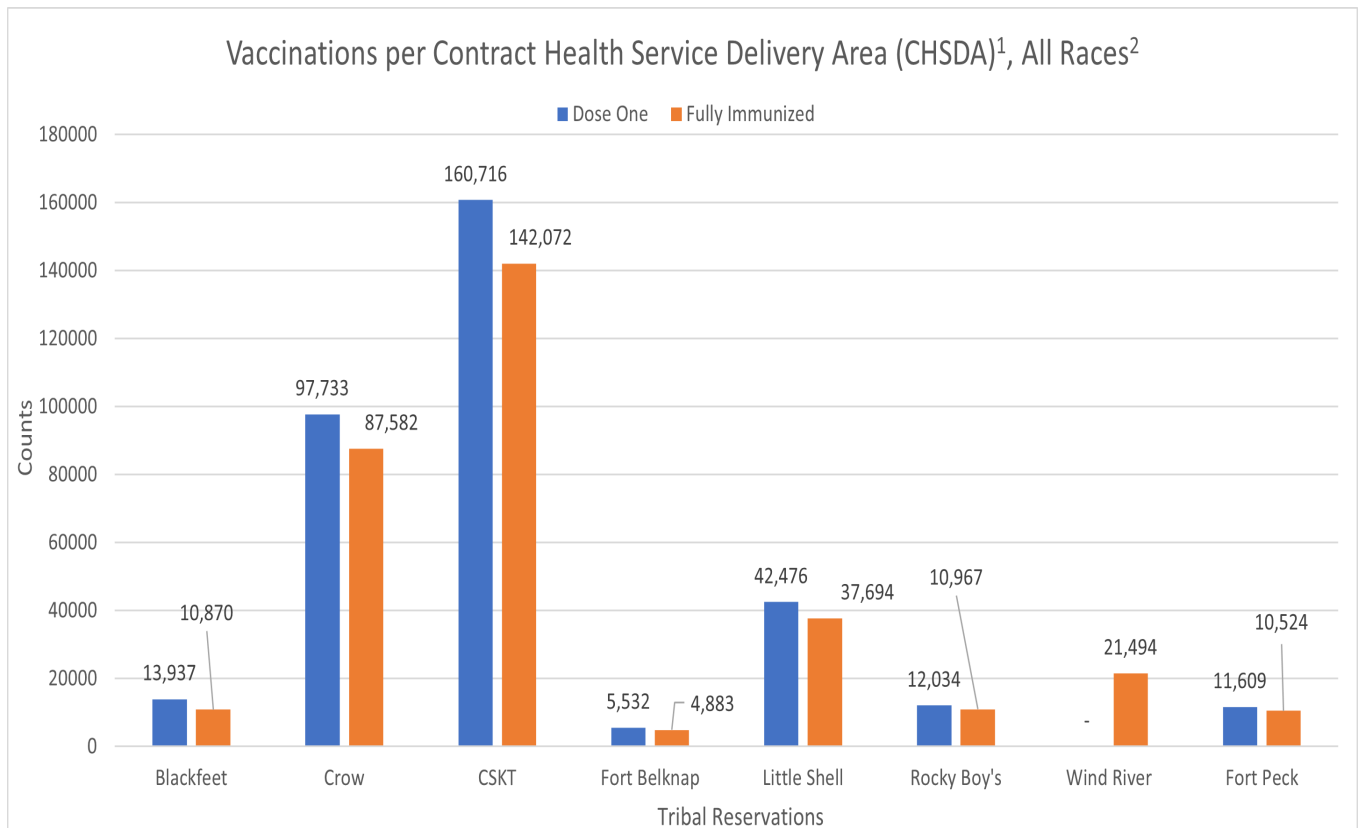
Source: Centers for Disease Control and Prevention COVID data tracker, updated: February 14, 2022. <https://covid.cdc.gov/covid-data-tracker/#vaccinations>

^a Federally approved COVID-19 vaccines are Pfizer/BioNTech, Moderna, and Janssen. Estimates are single COVID-19 doses.



Source: Montana Vaccine Production View and COVID-19 Vaccine Data-Wyoming Department of Health. Updated: February 13, 2022. <https://www.fda.gov/emergency-preparedness-and-response/coronavirus-disease-2019-covid-19/covid-19-vaccines>.

(*) Fully vaccinated status are those who received (2) doses of Federally approved vaccines of Pfizer/BioNTech or Moderna and (1) dose of Janssen vaccine. No information provided on boosters, if eligible.



Source: FDA, updated: February 14, 2022. <https://www.fda.gov/emergency-preparedness-and-response/coronavirus-disease-2019-covid-19/covid-19-vaccines> The State of Wyoming only reports those who are fully vaccinated (individuals who have received 2 doses of Federally approved COVID-19 vaccines).

¹ Tribe Contract Health Service Delivery Area (CHSDA) defined as individuals with any mention of American Indian race and residence in the following counties of Montana (Glacier, Pondera, Big Horn, Yellowstone, Flathead, Lake, Missoula, Sanders, Blaine, Phillips, Daniels, Roosevelt, Sheridan, Valley, Cascade, Rosebud, Chouteau, Hill) and Wyoming (Fremont, Hot Springs).

² Estimates include the following racial/ethnic groups: Non-Hispanic Whites, Blacks, American Indian/Alaska Native, and Asian.



Rocky Mountain Tribal Leaders Council, Epidemiology Center

2929 Third Avenue North, Suite 300

Billings, MT 59101

(406) 252-2550

<https://www.rmtlc.org/tribal-epidemiology-centers/>

