

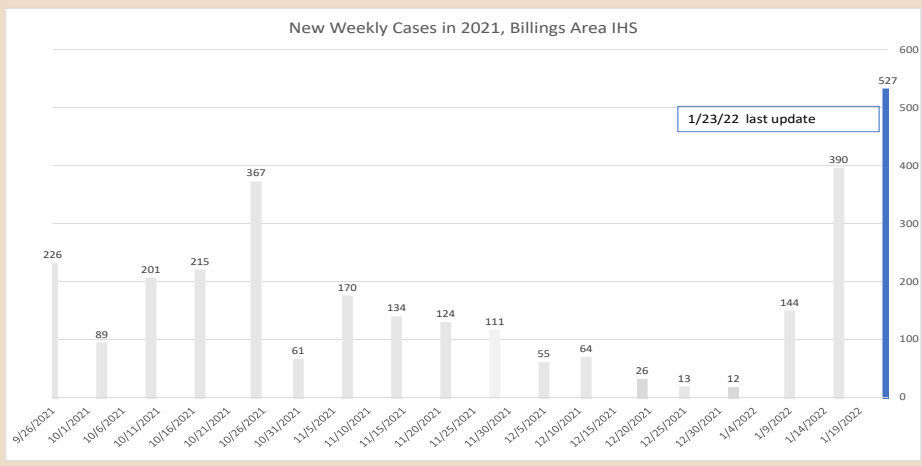
# COVID-19 Case Data

## WEEKLY UPDATE

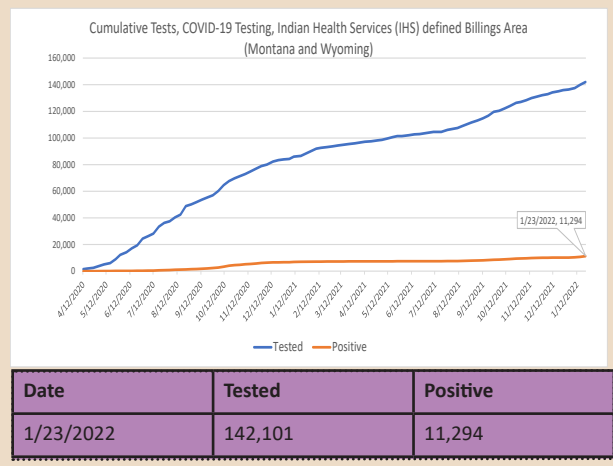
January 28, 2022

Total Cases, United States: 70,641,725	Total Cases, Montana: 222,093	Total Cases, Wyoming: 135,369
Total Deaths, United States: 864,203	Total Deaths, Montana: 2,976	Total Deaths, Wyoming: 1,601

Data last updated on Jan. 24, 2022. Accessed from www.CDC.gov; https://covidtracking.com/dots/state/montana; https://covidtracking.com/dots/state/wyoming



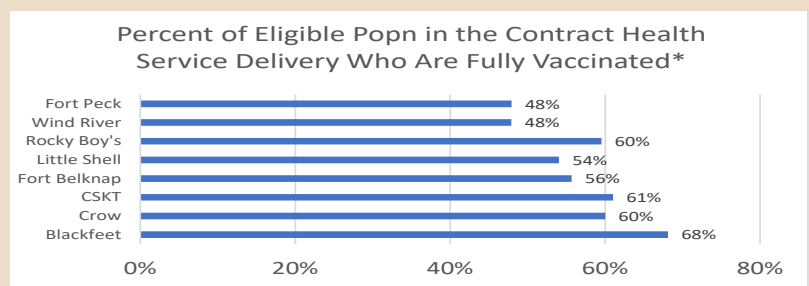
Data last updated on Jan. 24, 2022. Accessed from: https://IHS.gov



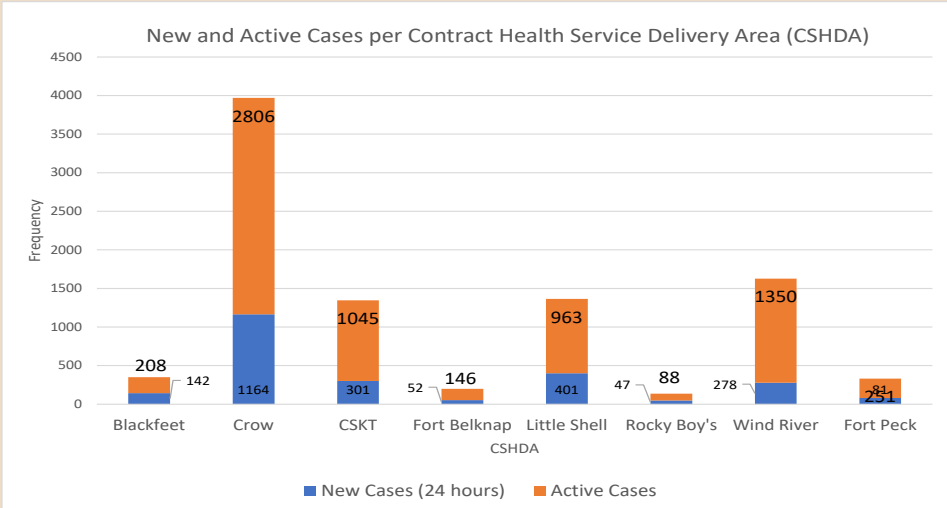
Data last updated on Jan. 24, 2022. Accessed from: https://IHS.gov

Vaccinations	Doses* Distributed	Doses Administered
National	659,896,715	535,307,175
Montana	1,819,755	1,490,163
Wyoming	900,165	709,712

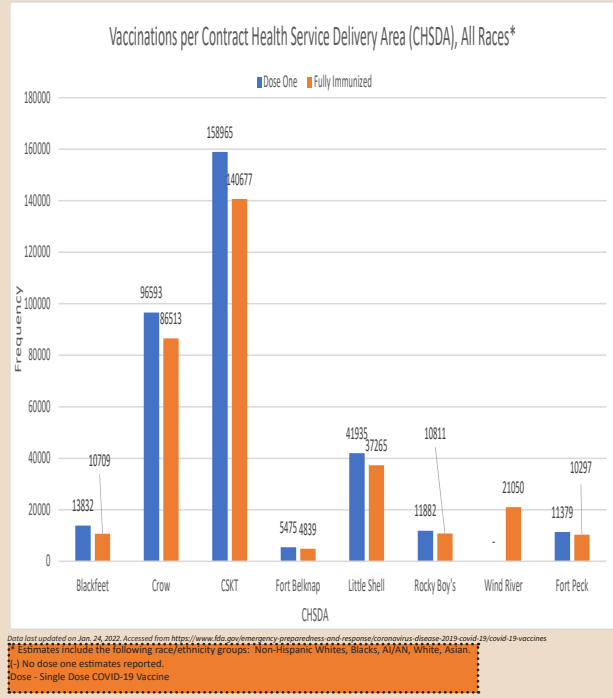
Data last updated on Jan. 24, 2022. Accessed from https://covid.cdc.gov/covid-data-tracker/vaccinations  
\* Dose - Single Dose Covid-19 Vaccine



\* Fully Vaccinated = (1) or (2) doses of emergency Federally approved vaccines: Pfizer, Moderna, Johnson & Johnson



- Contract Health Service Delivery Areas (CHSD), defined:
- Blackfeet: Glacier & Pondera Counties
  - Crow: Big Horn (3/4) & Yellowstone Counties
  - CSKT: Flathead, Lake, Missoula, & Sanders Counties
  - Fort Belknap: Blaine & Phillips Counties
  - Fort Peck: Daniels, Roosevelt, Sheridan & Valley
  - Little Shell: Cascade County
  - Rocky Boy's: Chouteau & Hill Counties
  - Wind River: Fremont & Hot Springs Counties (Tribes of Eastern Shoshone and Northern Arapaho)



Data last updated on Jan. 24, 2022. Accessed from https://www.fda.gov/emergency-preparedness-and-response/coronavirus-disease-2019-covid-19/covid-19-vaccines  
\* Estimates include the following race/ethnicity groups: Non-Hispanic Whites, Blacks, A/AN, White, Asian.  
(-) No dose one estimates reported.  
Dose - Single Dose COVID-19 Vaccine