



COVID-19 Billings Area WEEKLY UPDATE

December 1, 2021

Coronavirus Disease 2019 (COVID-19) is caused by the SARS-CoV-2 virus. Symptoms can appear cold- and/or flu-like in individuals, and can sometimes cause mild to serious breathing and lung problems. The World Health Organization (WHO) has declared COVID-19 a global pandemic.

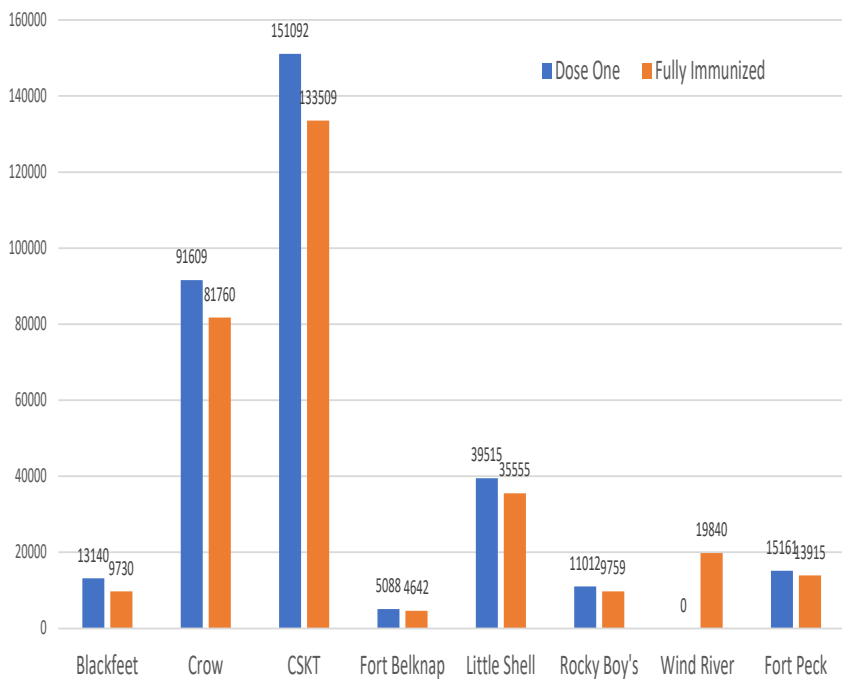
Total Cases, United States: 48,106,615	Total Cases, Montana: 190,071	Total Cases, Wyoming: 110,264
Total Deaths, United States: 776,070	Total Deaths, Montana: 2,631	Total Deaths, Wyoming: 1,347

Data last updated on Nov. 29, 2021. Accessed from www.CDC.gov; <https://covidtracking.com/data/state/montana>; <https://covidtracking.com/data/state/wyoming>

	Doses Distributed	Doses Administered
National Vaccinations	572,190,175	454,447,737
Montana Vaccinations	1,633,535	1,309,960
Wyoming Vaccinations	814,305	623,826

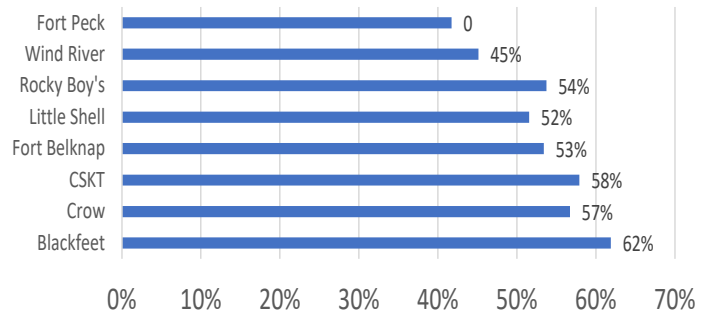
Data last updated on Nov. 29, 2021. Accessed from <https://covid.cdc.gov/covid-data-tracker/#vaccinations>

Vaccinations per Contract Health Service Delivery Area, All Races



Data last updated on Nov. 29, 2021. Accessed from <https://covid.cdc.gov/covid-data-tracker/#vaccinations>

Percent of Eligible Popn in the CHSDA Who are Fully Vaccinated





COVID-19 Case Data

WEEKLY UPDATE

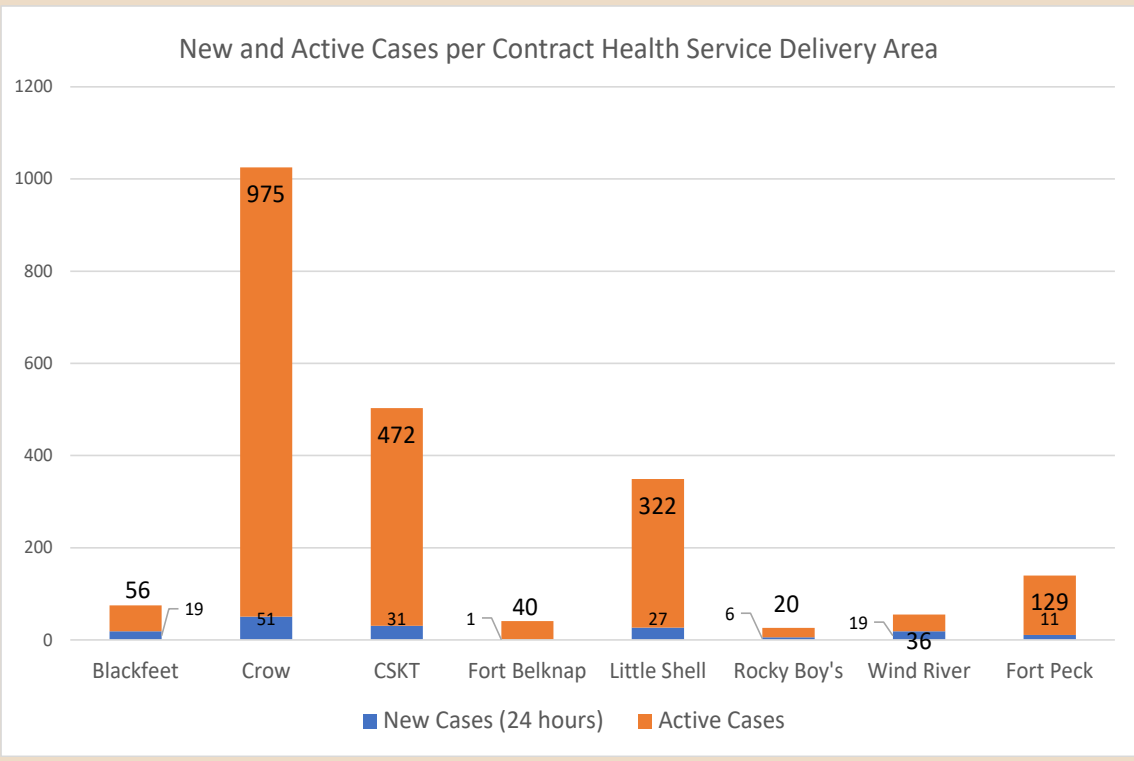
December 01, 2021

IHS Distributed COVID-19 Vaccinations	Total Doses Administered	Total Doses Distributed
10/25/2021	88,925	58,597
11/1/2021	89,265	59,793
11/8/2021	92,815	61,447
11/15/2021	97,735	63,239
11/22/2021	101,885	64,816

Data last updated on Nov. 29, 2021. Accessed from: <https://covid.cdc.gov/covid-data-tracker/#vaccinations>



ONE SMALL ASK, PLEASE WEAR A MASK
 Wear a mask indoors at work. Wear a mask when you are visiting with friends. Wear a mask when you go out to shop. Always wear a mask, even if you see the same people regularly and have been fully vaccinated.



- Contract Health Service Delivery Areas, all races, defined:**
- Blackfeet: Glacier & Pondera Counties
 - Crow: Big Horn (3/4) & Yellowstone Counties
 - CSKT: Flathead, Lake, Missoula, & Sanders Counties
 - Fort Belnap: Blaine & Phillips Counties
 - Little Shell: Cascade County
 - Rocky Boy's: Chouteau & Hill Counties
 - Wind River: Fremont & Hot Springs Counties

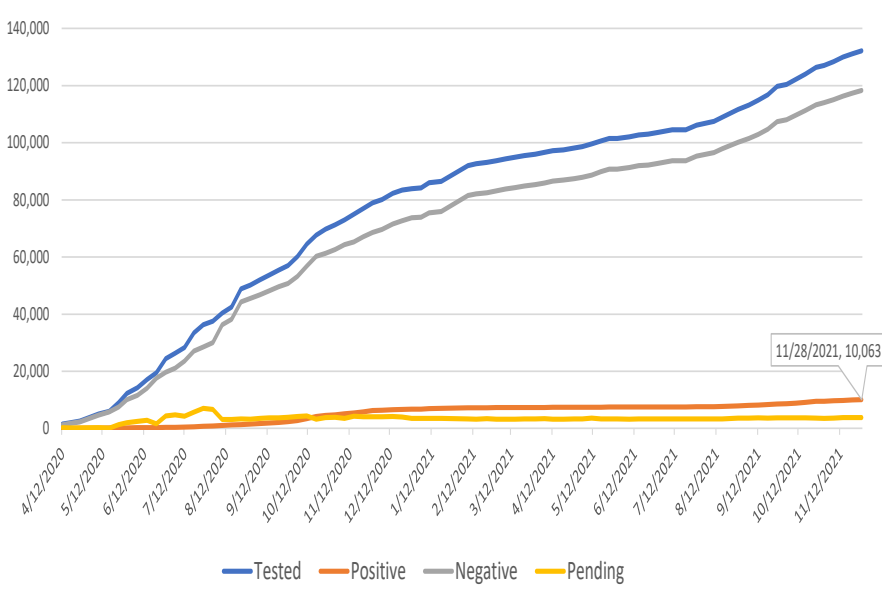
Data last updated on Nov. 29, 2021. Accessed from [www.https://montana.maps.arcgis.com/](https://montana.maps.arcgis.com/) and <https://health.wyo.gov/>



COVID-19 Billings Area WEEKLY UPDATE

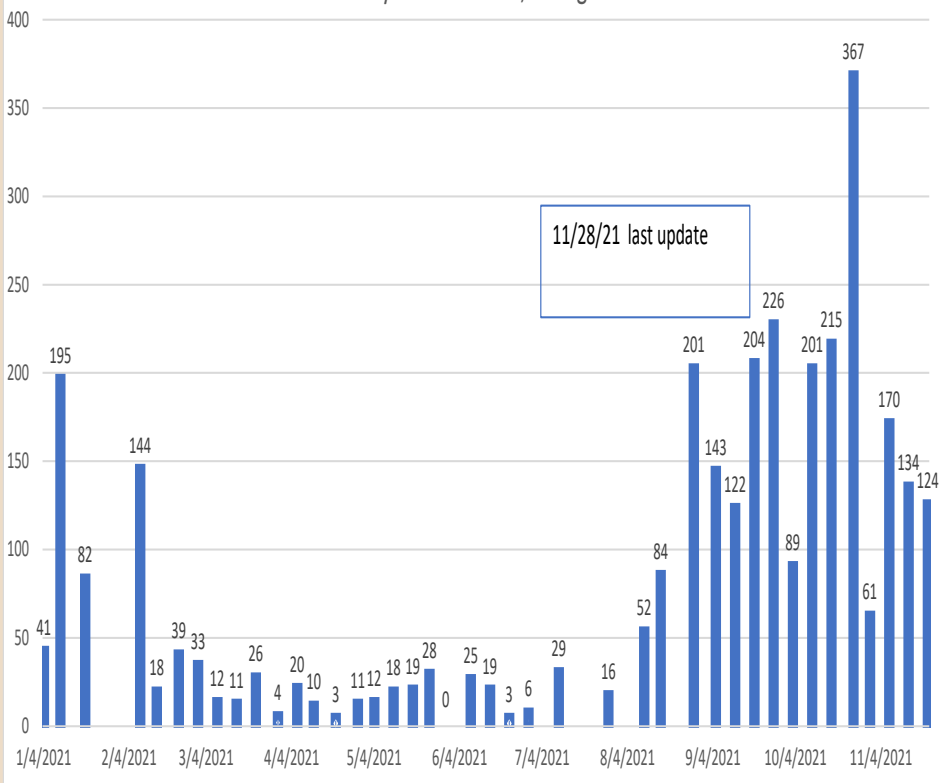
December 01, 2021

Cumulative Tests, Billings Area Indian Health Service



Data last updated on Nov. 29, 2021. Accessed from: <https://IHS.com>

New Weekly Cases in 2021, Billings Area IHS



Data last updated on Nov. 29, 2021. Accessed from: <https://IHS.com>

People Vaccinated Nationally, by CDC		
	At Least One Dose	Fully Vaccinated
Total Population	231,367,686	196,168,756
% of Total Population	69.70%	59.10%
Total Population ≥12 Years of Age	231,331,029	196,159,435
% of Total Population ≥12 Years of Age	74.10%	62.8%
Total Population ≥18 Years of Age	227,687,049	196,024,740
% of Total Population ≥18 Years of Age	80.30%	69.10%
Total Population ≥65 Years of Age	212,308,277	183,103,767
% of Total Population ≥65 Years of Age	82.20%	70.90%

Data last updated on Nov. 29, 2021. Accessed from: <https://covid.cdc.gov/covid-data-tracker>