

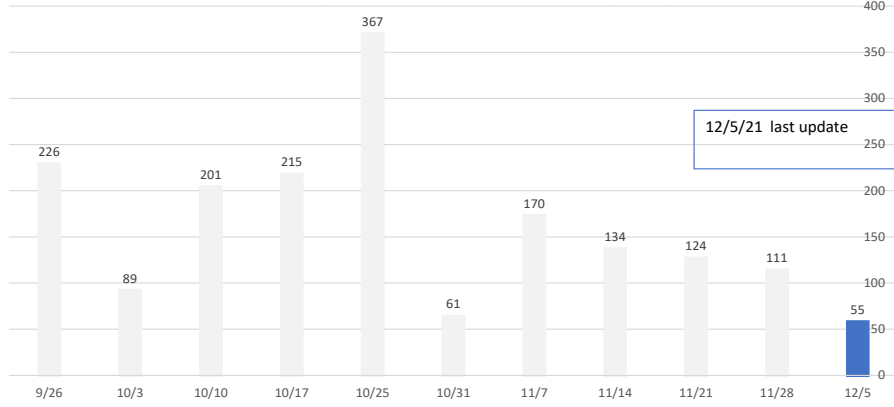
COVID-19 Case Data WEEKLY UPDATE

December 8, 2021

Total Cases, United States: 49,002,475	Total Cases, Montana: 192,236	Total Cases, Wyoming: 111,812
Total Deaths, United States: 786,655	Total Deaths, Montana: 2,739	Total Deaths, Wyoming: 1,428

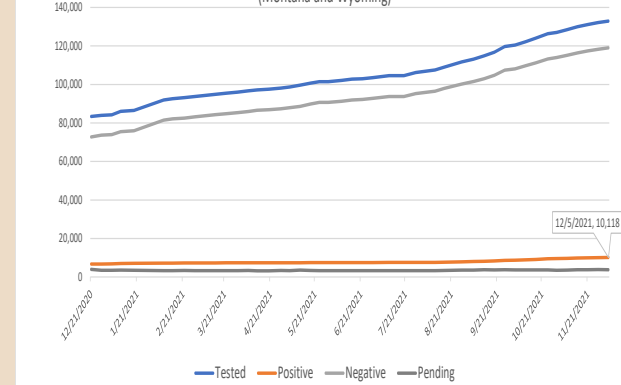
Data last updated on Dec. 7, 2021. Accessed from www.CDC.gov; <https://covidtracking.com/data/state/montana>; <https://covidtracking.com/data/state/wyoming>

New Weekly Cases in 2021, Montana and Wyoming



Data last updated on Dec. 7, 2021. Accessed from: <https://IHS.gov>

Cumulative Tests, COVID-19 Testing, Indian Health Service defined Billings Area (Montana and Wyoming)



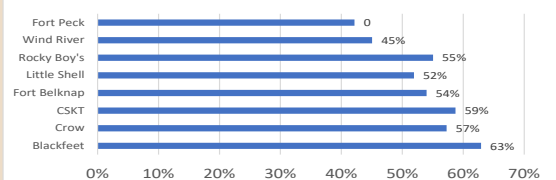
Data last updated on Dec. 7, 2021. Accessed from: <https://IHS.gov>

Vaccinations	Doses* Distributed	Doses Administered
National	580,074,805	471,700,443
Montana	1,665,325	1,347,419
Wyoming	820,505	644,324

* Dose - Single Dose Covid - 19 Vaccine

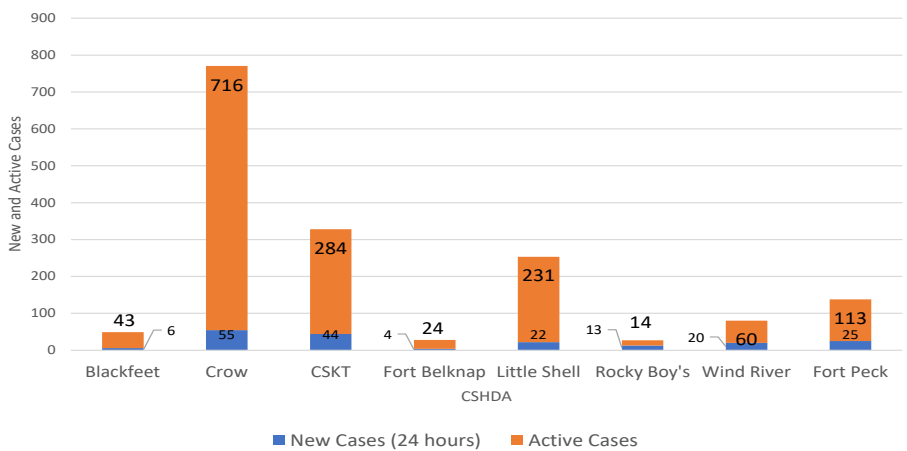
Data last updated on Dec. 7, 2021. Accessed from: <https://covid.cdc.gov/covid-data-tracker/#vaccinations>

Percent of Eligible Popn in the Contract Health Service Delivery (CSHDA) Who Are Fully Vaccinated*



* Fully Vaccinated - (1) or (2) doses of emergency Federally approved vaccines: Pfizer, Moderna, Johnson & Johnson

New and Active Cases per Contract Health Service Delivery Area (CSHDA)

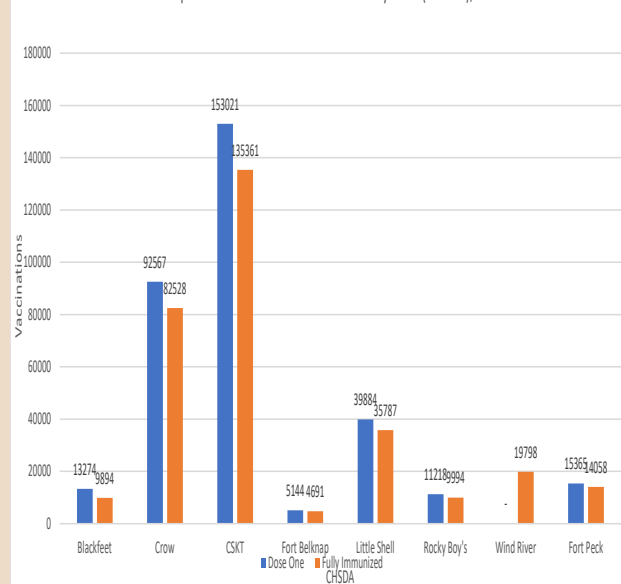


Data last updated on Dec. 7, 2021. Accessed from <https://montana.maps.arcgis.com/> and <https://health.wyo.gov/>

Contract Health Service Delivery Areas (CHSD), all races, defined:

- Blackfeet: Glacier & Pondera Counties
- Crow: Big Horn (3/4) & Yellowstone Counties
- CSKT: Flathead, Lake, Missoula, & Sanders Counties
- Fort Belknap: Blaine & Phillips Counties
- Little Shell: Cascade County
- Rocky Boy's: Chouteau & Hill Counties
- Wind River: Fremont & Hot Springs Counties (Tribes of Eastern Shoshone and Northern Arapaho)

Vaccinations per Contract Health Service Delivery Area (CHSDA), All Races*



Data last updated on Dec. 7, 2021. Accessed from <https://covid.cdc.gov/covid-data-tracker/#vaccinations>

* Estimates include the following race/ethnicity groups: None Hispanic Whites, Blacks, AI/AN, White, Asian. () No dose one estimates reported.