



COVID-19 Billings Area WEEKLY UPDATE

Nov. 3, 2021

Coronavirus Disease 2019 (COVID-19) is caused by the SARS-CoV-2 virus. Symptoms can appear cold- and/or flu-like in individuals, and can sometimes cause mild to serious breathing and lung problems. The World Health Organization (WHO) has declared COVID-19 a global pandemic.

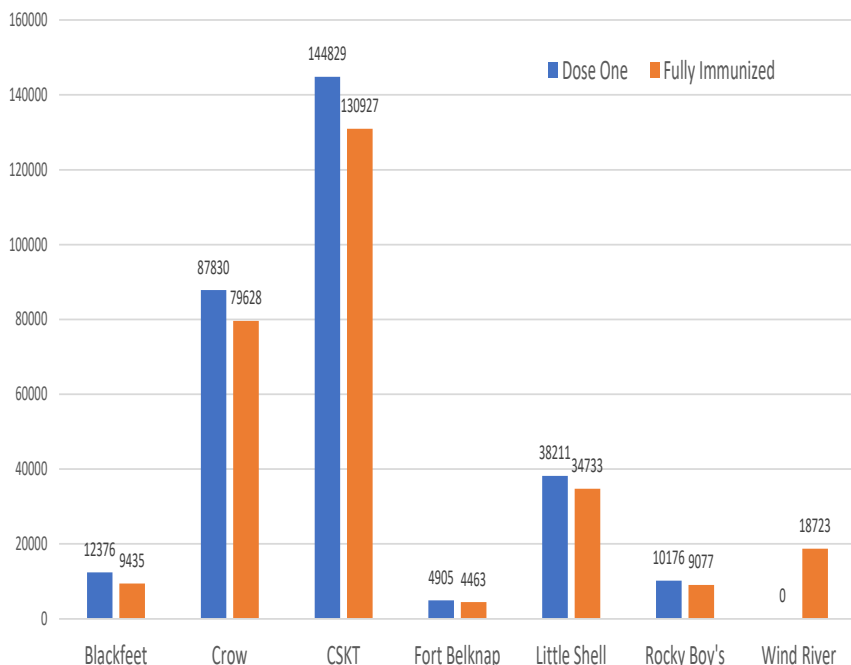
Total Cases, United States: 46,024,349	Total Cases, Montana: 179,976	Total Cases, Wyoming: 103,622
Total Deaths, United States: 745,274	Total Deaths, Montana: 2,366	Total Deaths, Wyoming: 1,174

Data last updated on Nov. 2, 2021. Accessed from www.CDC.gov; <https://covidtracking.com/data/state/montana>; <https://covidtracking.com/data/state/wyoming>

	Doses Distributed	Doses Administered
National Vaccinations	521,502,845	423,942,794
Montana Vaccinations	1,503,175	1,202,088
Wyoming Vaccinations	748,105	578,131

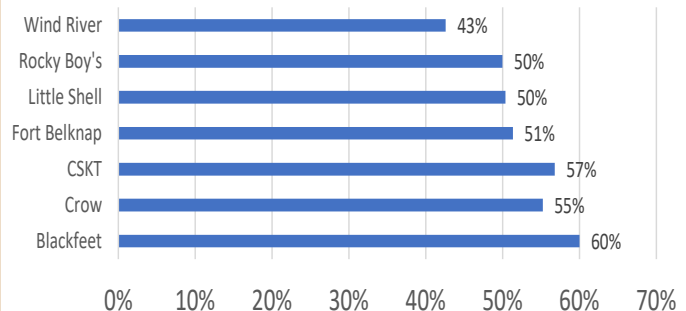
Data last updated on Nov. 2, 2021. Accessed from <https://covid.cdc.gov/covid-data-tracker/#vaccinations>

Vaccinations per Contract Health Service Delivery Area, All Races



Data last updated on Nov. 2, 2021. Accessed from <https://covid.cdc.gov/covid-data-tracker/#vaccinations>

Percent of Eligible Popn in the CHSDA Who are Fully Vaccinated





COVID-19 Case Data

WEEKLY UPDATE

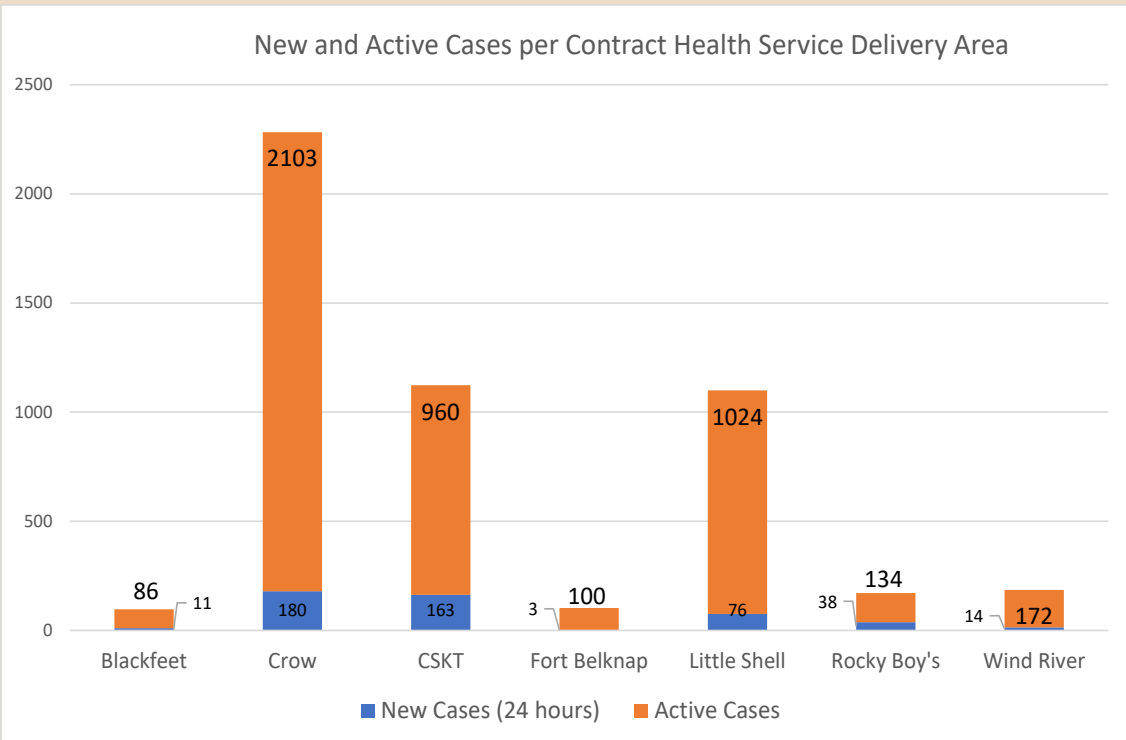
Nov. 3, 2021

IHS Distributed COVID-19 Vaccinations	Total Doses Administered	Total Doses Distributed
9/27/2021	80,095	54,305
10/4/2021	80,715	55,212
10/10/2021	85,365	56,971
10/18/2021	87,075	57,844
10/25/2021	88,925	58,597

Data last updated on Nov. 2, 2021. Accessed from: <https://covid.cdc.gov/covid-data-tracker/#vaccinations>



ONE SMALL ASK, PLEASE WEAR A MASK
 Wear a mask indoors at work. Wear a mask when you are visiting with friends. Wear a mask when you go out to shop. Always wear a mask, even if you see the same people regularly and have been fully vaccinated.



Data last updated on Nov. 2, 2021. Accessed from [www.https://montana.maps.arcgis.com/](https://montana.maps.arcgis.com/) and <https://health.wyo.gov/>

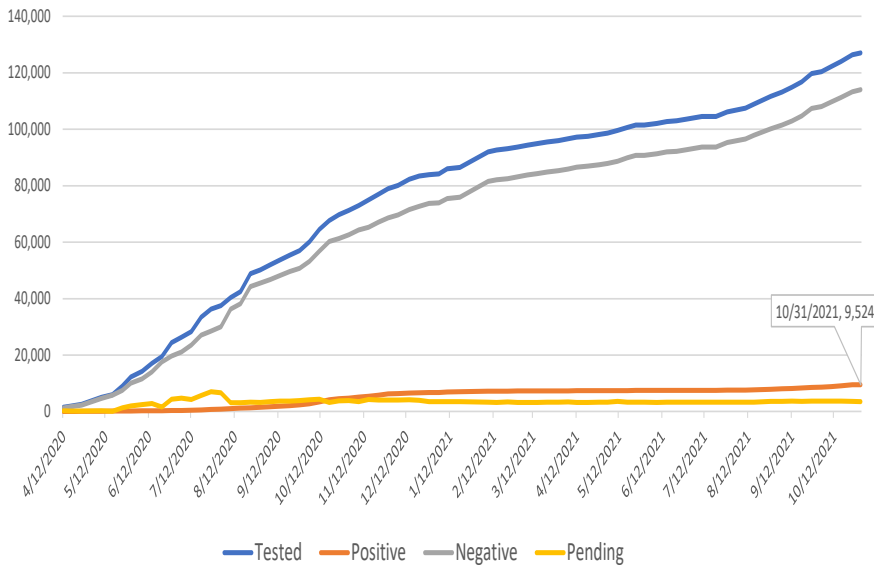
- Contract Health Service Delivery Areas, all races, defined:**
- Blackfeet: Glacier & Pondera Counties
 - Crow: Big Horn (3/4) & Yellowstone Counties
 - CSKT: Flathead, Lake, Missoula, & Sanders Counties
 - Fort Belknap: Blaine & Phillips Counties
 - Little Shell: Cascade County
 - Rocky Boy's: Chouteau & Hill Counties
 - Wind River: Fremont & Hot Springs Counties



COVID-19 Billings Area WEEKLY UPDATE

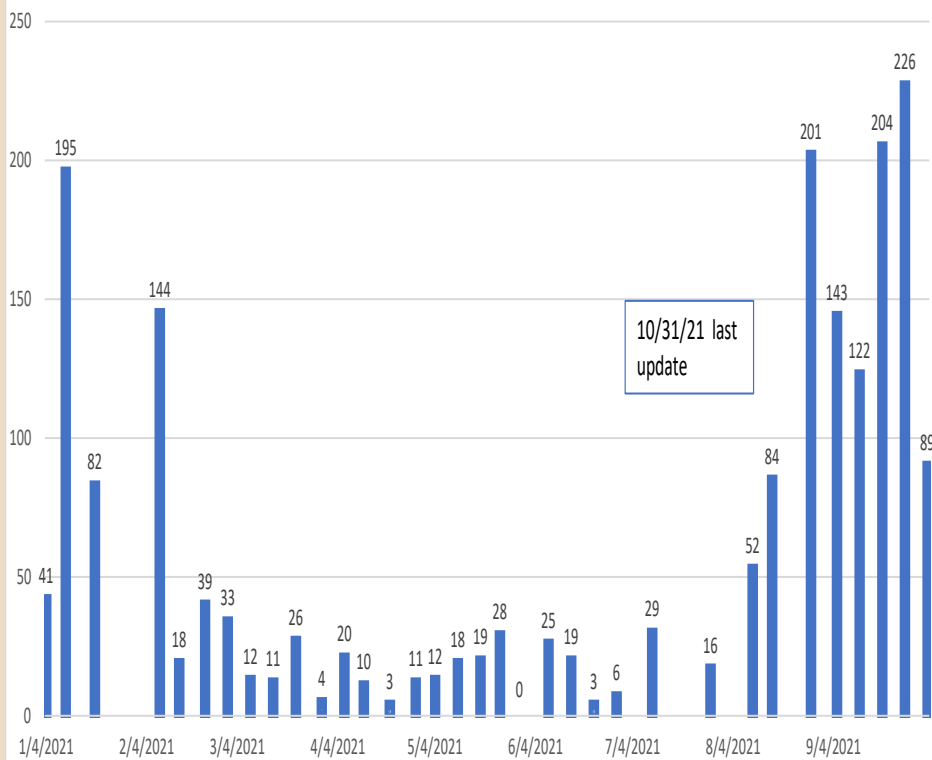
Nov. 3, 2021

Cumulative Tests, Billings Area Indian Health Service



Data last updated on Nov. 2, 2021. Accessed from: <https://IHS.com>

New Weekly Cases in 2021, Billings Area IHS



Data last updated on Nov. 2, 2021. Accessed from: <https://IHS.com>

People Vaccinated Nationally, by CDC

	At Least One Dose	Fully Vaccinated
Total Population	221,961,370	192,726,406
% of Total Population	66.90%	58.10%
Total Population ≥12 Years of Age	221,727,848	192,590,702
% of Total Population ≥12 Years of Age	78.20%	67.90%
Total Population ≥18 Years of Age	206,751,110	179,973,418
% of Total Population ≥18 Years of Age	80.10%	69.70%
Total Population ≥65 Years of Age	53,327,428	46,707,999
% of Total Population ≥65 Years of Age	97.50%	85.40%

Data last updated on Nov. 2, 2021. Accessed from: <https://covid.cdc.gov/covid-data-tracker>