



# COVID-19 Billings Area WEEKLY UPDATE

Oct. 27, 2021

Coronavirus Disease 2019 (COVID-19) is caused by the SARS-CoV-2 virus. Symptoms can appear cold- and/or flu-like in individuals, and can sometimes cause mild to serious breathing and lung problems. The World Health Organization (WHO) has declared COVID-19 a global pandemic.

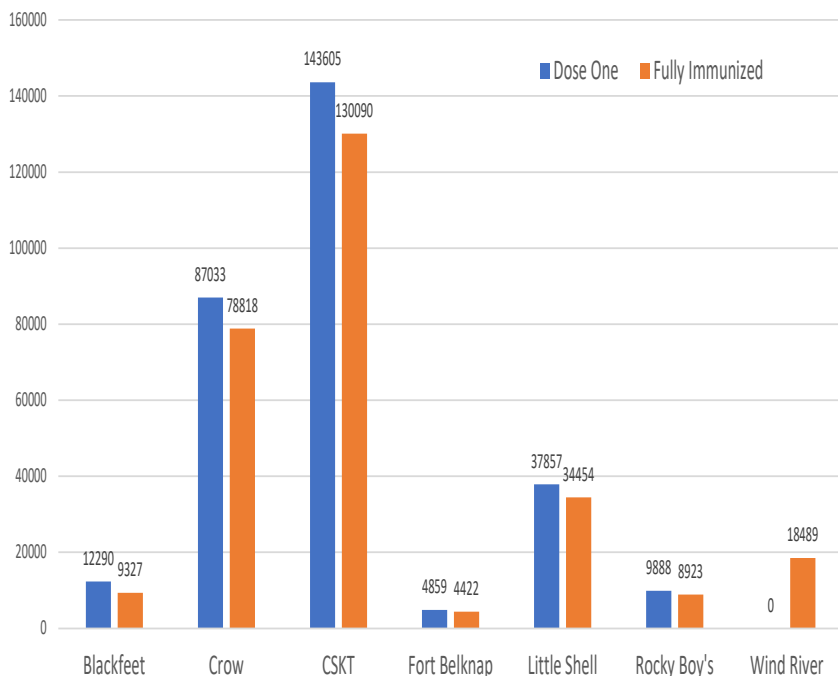
<b>Total Cases, United States: 45,363,116</b>	<b>Total Cases, Montana: 170,567</b>	<b>Total Cases, Wyoming: 100,174</b>
<b>Total Deaths, United States: 734,752</b>	<b>Total Deaths, Montana: 2,247</b>	<b>Total Deaths, Wyoming: 1,149</b>

Data last updated on Oct. 26, 2021. Accessed from [www.CDC.gov](http://www.CDC.gov); <https://covidtracking.com/data/state/montana>; <https://covidtracking.com/data/state/wyoming>

	Doses Distributed	Doses Administered
<b>National Vaccinations</b>	<b>503,418,475</b>	<b>414,302,192</b>
<b>Montana Vaccinations</b>	<b>1,435,885</b>	<b>1,158,737</b>
<b>Wyoming Vaccinations</b>	<b>716,045</b>	<b>557,481</b>

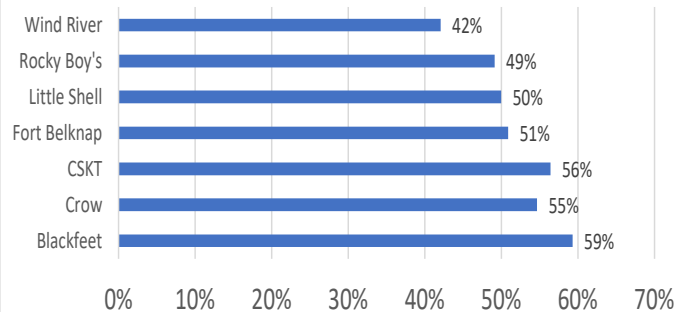
Data last updated on Oct. 26, 2021. Accessed from <https://covid.cdc.gov/covid-data-tracker/#vaccinations>

Vaccinations per Contract Health Service Delivery Area, All Races



Data last updated on Oct. 26, 2021. Accessed from <https://covid.cdc.gov/covid-data-tracker/#vaccinations>

Percent of Eligible Popn in the CHSDA Who are Fully Vaccinated





# COVID-19 Case Data

## WEEKLY UPDATE

Oct. 27, 2021

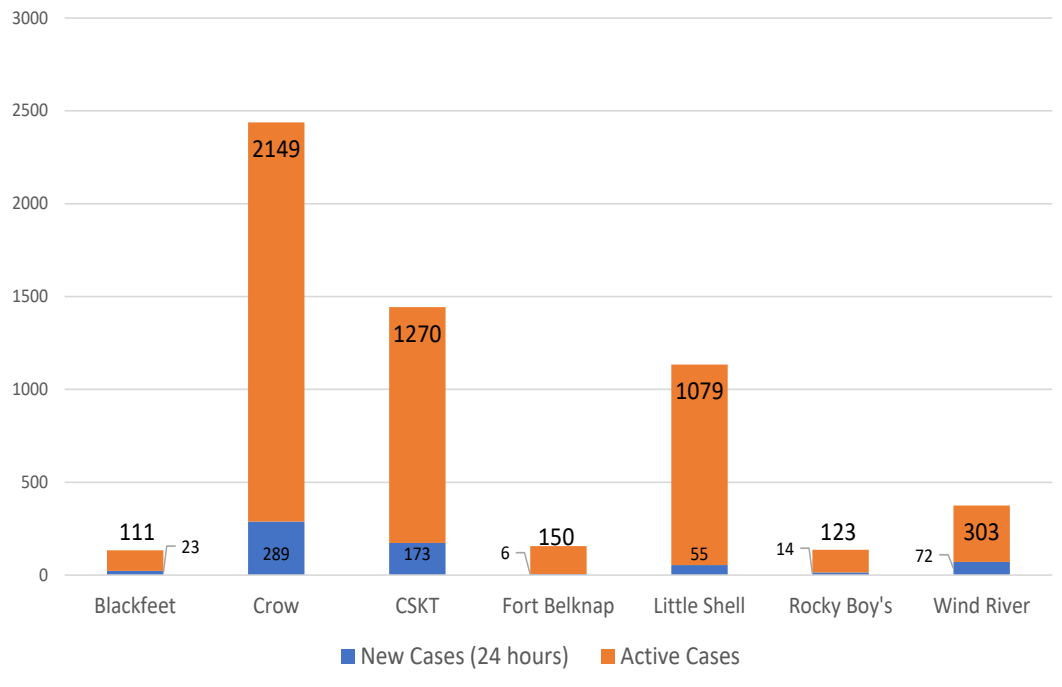
IHS Distributed COVID-19 Vaccinations	Total Doses Administered	Total Doses Distributed
9/20/2021	78,425	53,625
9/27/2021	80,095	54,305
10/4/2021	80,715	55,212
10/10/2021	85,365	56,971
10/18/2021	87,075	57,844

Data last updated on Oct. 26, 2021. Accessed from: <https://covid.cdc.gov/covid-data-tracker/#vaccinations>



**ONE SMALL ASK, PLEASE WEAR A MASK**  
 Wear a mask indoors at work. Wear a mask when you are visiting with friends. Wear a mask when you go out to shop. Always wear a mask, even if you see the same people regularly and have been fully vaccinated.

New and Active Cases per Contract Health Service Delivery Area



- Contract Health Service Delivery Areas, all races, defined:**
- Blackfeet: Glacier & Pondera Counties
  - Crow: Big Horn (3/4) & Yellowstone Counties
  - CSKT: Flathead, Lake, Missoula, & Sanders Counties
  - Fort Belnap: Blaine & Phillips Counties
  - Little Shell: Cascade County
  - Rocky Boy's: Chouteau & Hill Counties
  - Wind River: Fremont & Hot Springs Counties

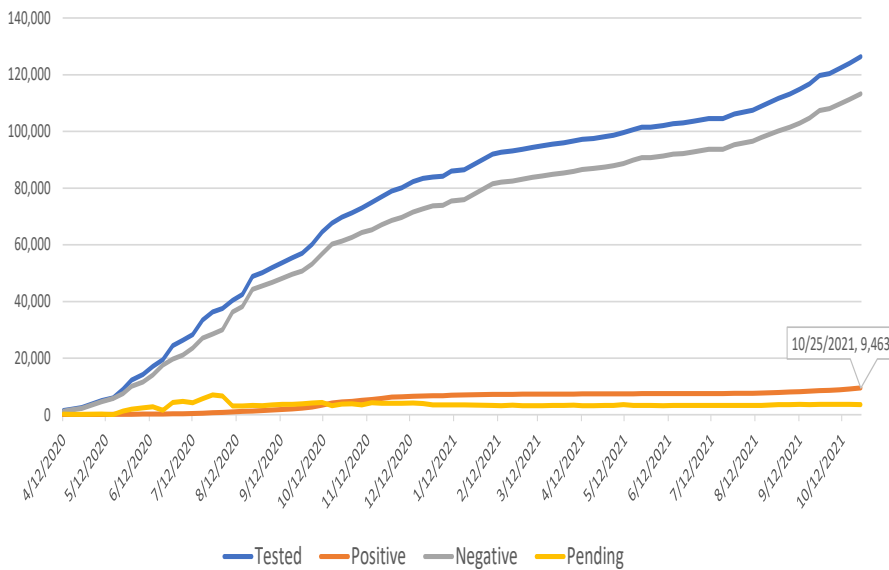
Data last updated on Oct. 26, 2021. Accessed from [www.montana.maps.arcgis.com/](http://www.montana.maps.arcgis.com/) and <https://health.wyo.gov/>



# COVID-19 Billings Area WEEKLY UPDATE

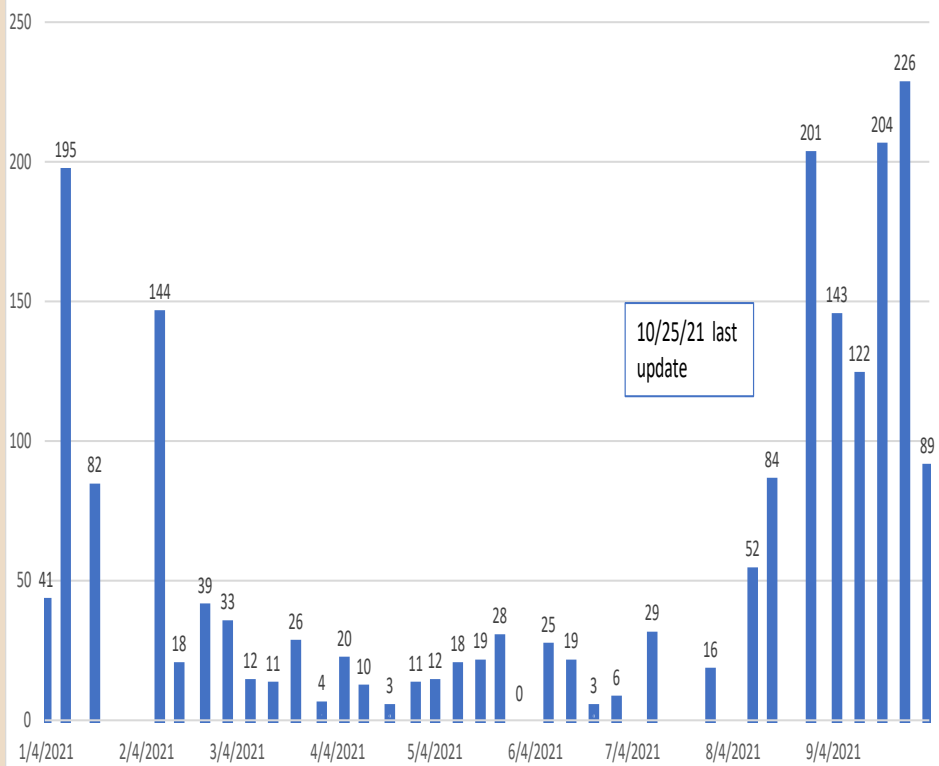
Oct. 27, 2021

Cumulative Tests, Billings Area Indian Health Service



Data last updated on Oct. 26, 2021. Accessed from: <https://IHS.com>

New Weekly Cases in 2021, Billings Area IHS



Data last updated on Oct. 26, 2021. Accessed from: <https://IHS.com>

People Vaccinated Nationally, by CDC		
	At Least One Dose	Fully Vaccinated
Total Population	220,519,217	190,699,790
% of Total Population	66.40%	57.40%
Total Population ≥12 Years of Age	220,284,773	190,566,551
% of Total Population ≥12 Years of Age	77.70%	67.20%
Total Population ≥18 Years of Age	205,357,459	178,145,538
% of Total Population ≥18 Years of Age	79.50%	69.00%
Total Population ≥65 Years of Age	52,729,596	46,334,975
% of Total Population ≥65 Years of Age	96.40%	84.70%

Data last updated on Oct. 26, 2021. Accessed from: <https://covid.cdc.gov/covid-data-tracker>