



COVID-19 Billings Area WEEKLY UPDATE

Oct. 7, 2021

Coronavirus Disease 2019 (COVID-19) is caused by the SARS-CoV-2 virus. Symptoms can appear cold- and/or flu-like in individuals, and can sometimes cause mild to serious breathing and lung problems. The World Health Organization (WHO) has declared COVID-19 a global pandemic.

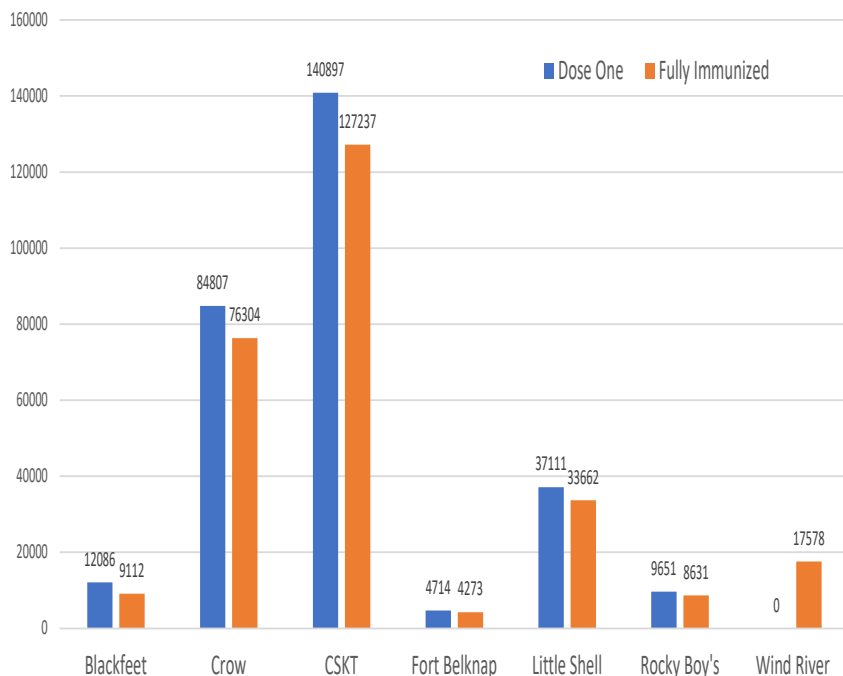
Total Cases, United States: 43,605,623	Total Cases, Montana: 152,005	Total Cases, Wyoming: 91,169
Total Deaths, United States: 700,176	Total Deaths, Montana: 2,017	Total Deaths, Wyoming: 996

Data last updated on Oct. 4, 2021. Accessed from www.CDC.gov; <https://covidtracking.com/data/state/montana>; <https://covidtracking.com/data/state/wyoming>

	Doses Distributed	Doses Administered
National Vaccinations	478,392,765	396,919,564
Montana Vaccinations	1,363,095	1,103,520
Wyoming Vaccinations	675,195	521,269

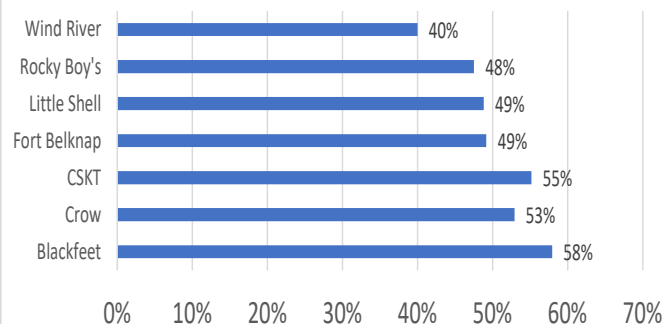
Data last updated on Oct. 4, 2021. Accessed from <https://covid.cdc.gov/covid-data-tracker/#vaccinations>

Vaccinations per Contract Health Service Delivery Area



Data last updated on Oct. 4, 2021. Accessed from <https://covid.cdc.gov/covid-data-tracker/#vaccinations>

Percent of Eligible Popn in the CHSDA Who are Fully Vaccinated





COVID-19 Case Data

WEEKLY UPDATE

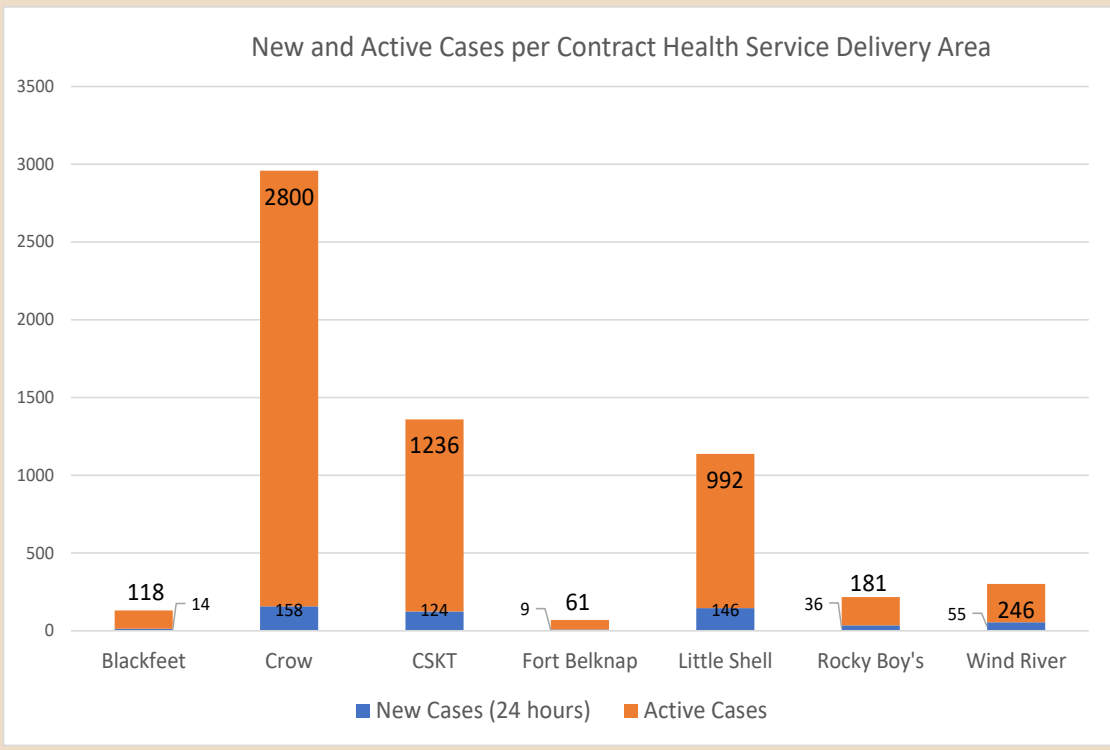
Oct. 7, 2021

IHS Distributed COVID-19 Vaccinations	Total Doses Administered	Total Doses Distributed
8/23/2021	66,045	50,028
8/30/2021	69,905	50,824
9/5/2021	75,285	51,736
9/20/2021	78,425	53,625
9/27/2021	80,095	54,305

Data last updated on Oct. 4, 2021. Accessed from: <https://covid.cdc.gov/covid-data-tracker/#vaccinations>



ONE SMALL ASK, PLEASE WEAR A MASK
 Wear a mask indoors at work. Wear a mask when you are visiting with friends. Wear a mask when you go out to shop. Always wear a mask, even if you see the same people regularly and have been fully vaccinated.



Contract Health Service Delivery Areas, all races, defined:

- Blackfeet: Glacier & Pondera Counties
- Crow: Big Horn (3/4) & Yellowstone Counties
- CSKT: Flathead, Lake, Missoula, & Sanders Counties
- Fort Belknap: Blaine & Phillips Counties
- Little Shell: Cascade County
- Rocky Boy's: Chouteau & Hill Counties
- Wind River: Fremont & Hot Springs Counties

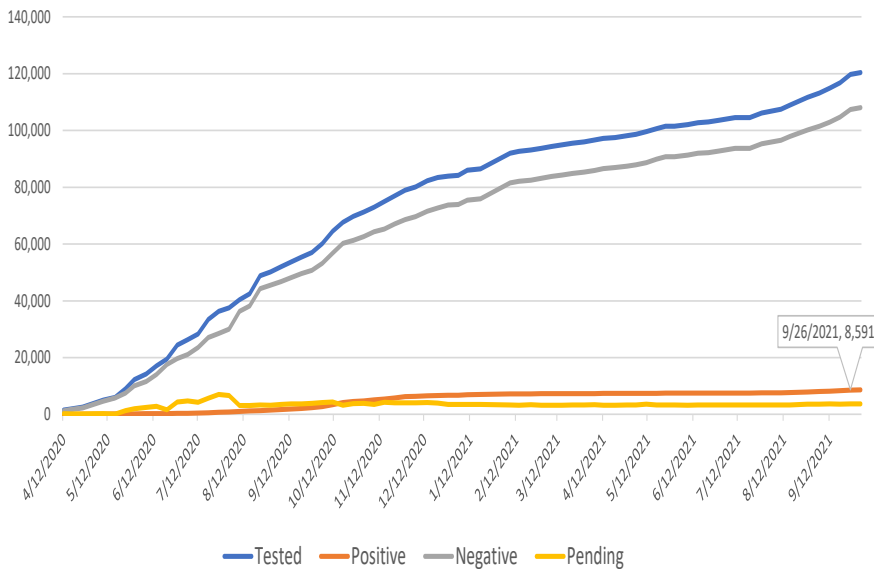
Data last updated on Oct. 4, 2021. Accessed from [www.https://montana.maps.arcgis.com/](https://montana.maps.arcgis.com/) and <https://health.wyo.gov/>



COVID-19 Billings Area WEEKLY UPDATE

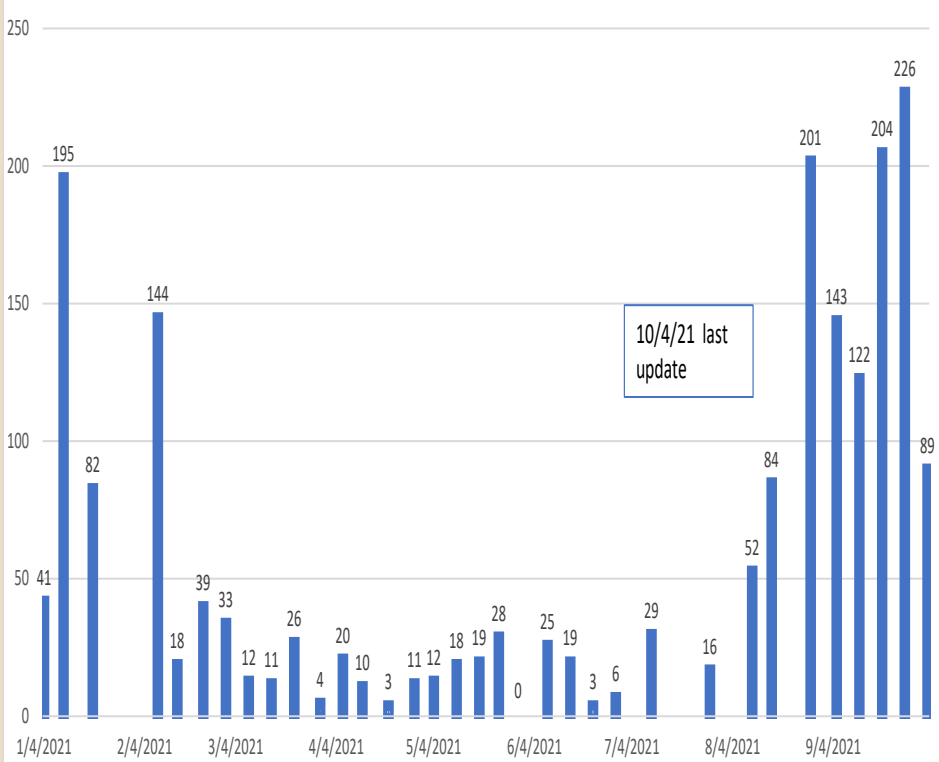
Oct. 7, 2021

Cumulative Tests, Billings Area Indian Health Service



Data last updated on Oct. 4, 2021. Accessed from: <https://IHS.com>

New Weekly Cases in 2021, Billings Area IHS



Data last updated on Oct. 4, 2021. Accessed from: <https://IHS.com>

People Vaccinated Nationally, by CDC		
	At Least One Dose	Fully Vaccinated
Total Population	215,502,382	185,788,098
% of Total Population	64.90%	56.00%
Total Population ≥12 Years of Age	215,270,050	185,655,515
% of Total Population ≥12 Years of Age	75.90%	65.50%
Total Population ≥18 Years of Age	200,778,736	173,789,988
% of Total Population ≥18 Years of Age	77.70%	67.30%
Total Population ≥65 Years of Age	51,598,503	45,733,738
% of Total Population ≥65 Years of Age	94.30%	83.60%

Data last updated on Sept. 27, 2021. Accessed from: <https://covid.cdc.gov/covid-data-tracker>