



COVID-19 Billings Area WEEKLY UPDATE

August 31, 2021

Coronavirus Disease 2019 (COVID-19) is caused by the SARS-CoV-2 virus. Symptoms can appear cold- and/or flu-like in individuals, and can sometimes cause mild to serious breathing and lung problems. The World Health Organization (WHO) has declared COVID-19 a global pandemic.

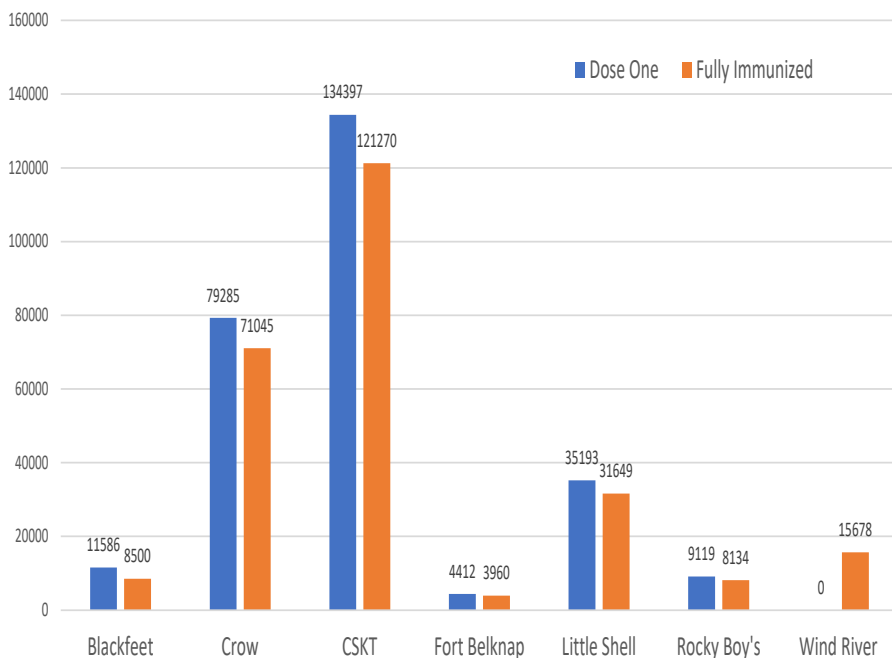
Total Cases, United States: 39,110,086	Total Cases, Montana: 125,616	Total Cases, Wyoming: 73,467
Total Deaths, United States: 636,015	Total Deaths, Montana: 1,783	Total Deaths, Wyoming: 835

Data last updated on August 31, 2021. Accessed from www.CDC.gov; <https://covidtracking.com/data/state/montana>; <https://covidtracking.com/data/state/wyoming>

	Doses Distributed	Doses Administered
National Vaccinations	440,026,945	369,556,911
Montana Vaccinations	1,241,825	1,019,280
Wyoming Vaccinations	582,835	474,150

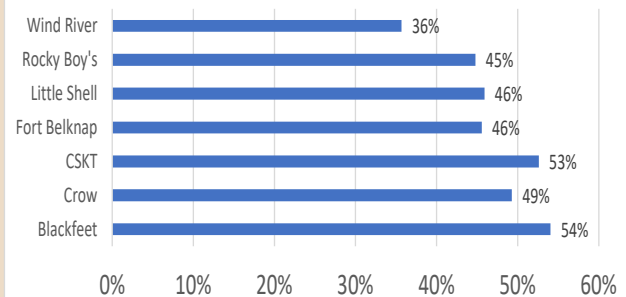
Data last updated on August 31, 2021. Accessed from <https://covid.cdc.gov/covid-data-tracker/#vaccinations>

Vaccinations per Contract Health Service Delivery Area, All Races



Data last updated on August 31, 2021. Accessed from <https://covid.cdc.gov/covid-data-tracker/#vaccinations>

Percent of Eligible Popn in the CHSDA Who are Fully Vaccinated





COVID-19 Case Data

WEEKLY UPDATE

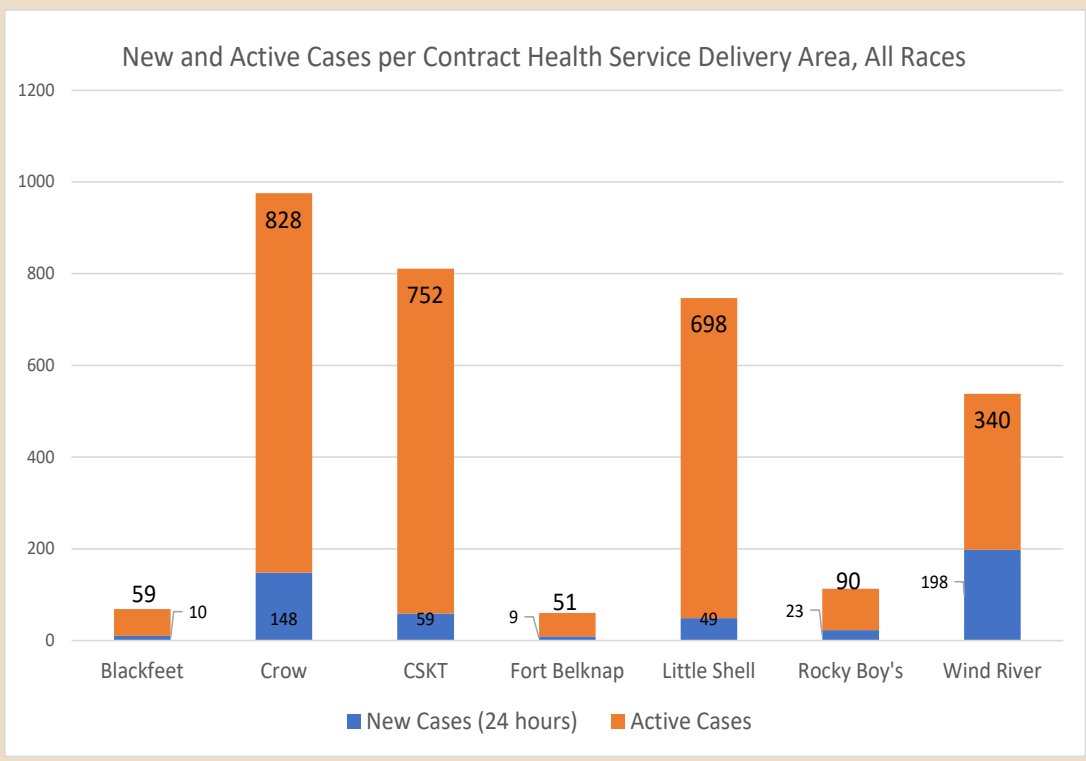
August 31, 2021

IHS Distributed COVID-19 Vaccinations	Total Doses Administered	Total Doses Distributed
7/28/2021	No updates	
8/2/2021	62,645	46,712
8/10/2021	63,995	47,463
8/16/2021	65,905	49,114
8/23/2021	66,045	50,028

Data last updated on August 31, 2021. Accessed from: <https://covid.cdc.gov/covid-data-tracker/#vaccinations>



ONE SMALL ASK, PLEASE WEAR A MASK
 Wear a mask indoors at work. Wear a mask when you are visiting with friends. Wear a mask when you go out to shop. Always wear a mask, even if you see the same people regularly and have been fully vaccinated.



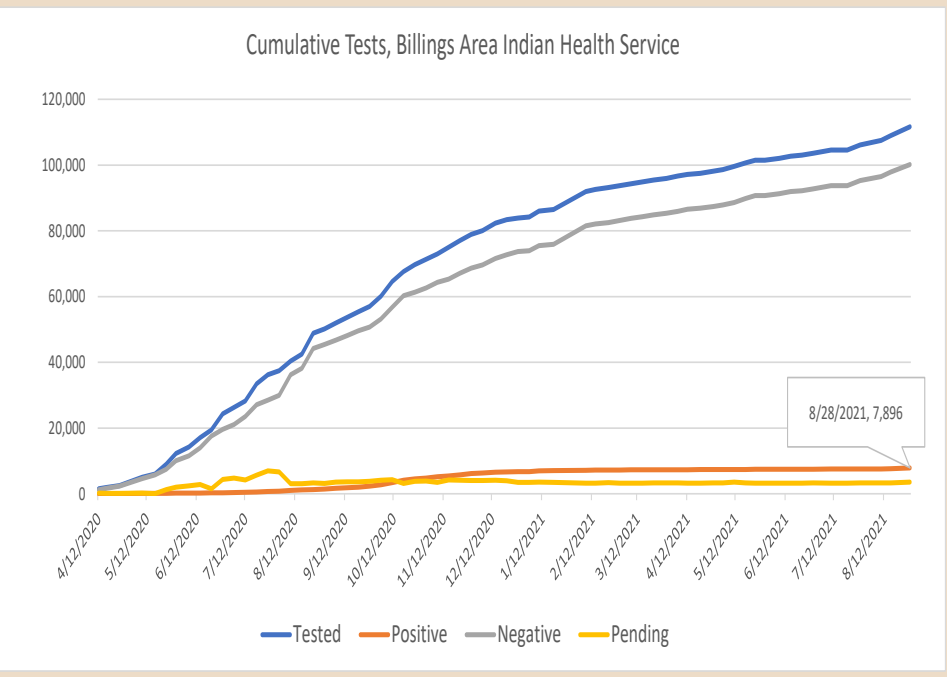
- Contract Health Service Delivery Areas, all races, defined:**
- Blackfeet: Glacier & Pondera Counties
 - Crow: Big Horn (3/4) & Yellowstone Counties
 - CSKT: Flathead, Lake, Missoula, & Sanders Counties
 - Fort Belknap: Blaine & Phillips Counties
 - Little Shell: Cascade County
 - Rocky Boy's: Chouteau & Hill Counties
 - Wind River: Fremont & Hot Springs Counties

Data last updated on August 31, 2021. Accessed from [www.https://montana.maps.arcgis.com/](https://montana.maps.arcgis.com/) and <https://health.wyo.gov/>

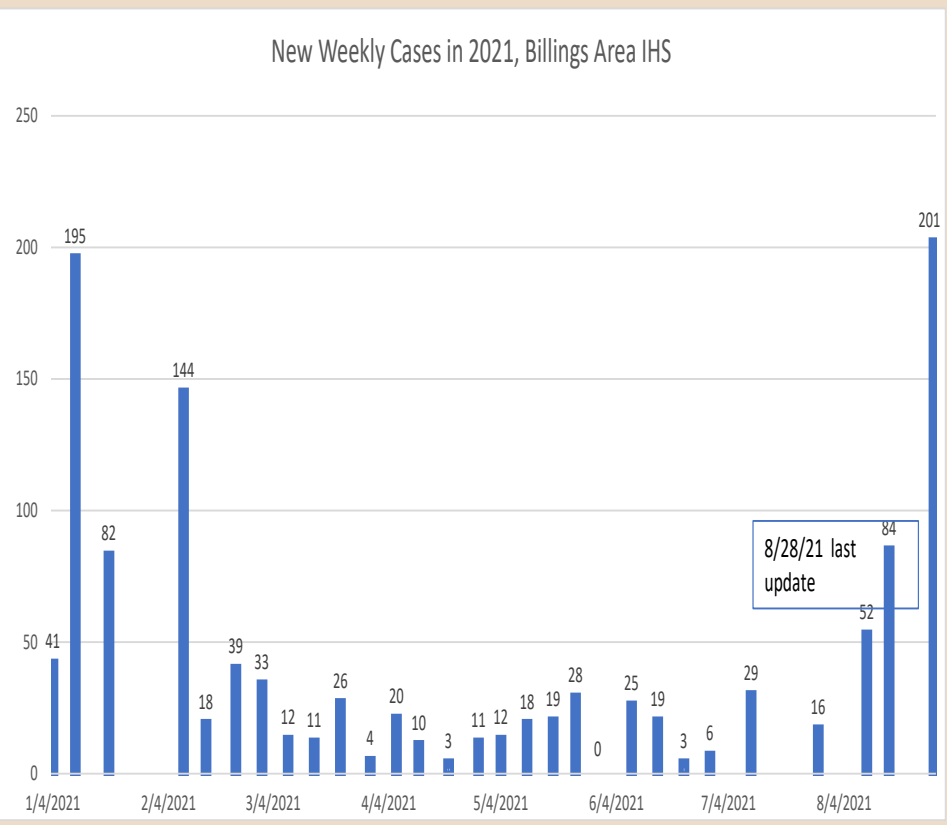


COVID-19 Billings Area WEEKLY UPDATE

August 31, 2021



Data last updated on August 31, 2021. Accessed from: <https://IHS.com>



Data last updated on August 31, 2021. Accessed from: <https://IHS.com>

People Vaccinated Nationally, by CDC		
	At Least One Dose	Fully Vaccinated
Total Population	204,742,648	173,832,202
% of Total Population	61.70%	52.40%
Total Population ≥12 Years of Age	204,514,420	173,700,607
% of Total Population ≥12 Years of Age	72.10%	61.30%
Total Population ≥18 Years of Age	191,367,513	163,650,079
% of Total Population ≥18 Years of Age	74.10%	63.40%
Total Population ≥65 Years of Age	50,286,364	44,664,225
% of Total Population ≥65 Years of Age	91.40%	81.20%

Data last updated on Aug. 31, 2021. Accessed from: <https://covid.cdc.gov/covid-data-tracker>