

Coronavirus Disease 2019 (COVID-19) is caused by the SARS-CoV-2 virus. Symptoms can appear cold- and/or flu-like in individuals, and can sometimes cause mild to serious breathing and lung problems. The World Health Organization (WHO) has declared COVID-19 a global pandemic.

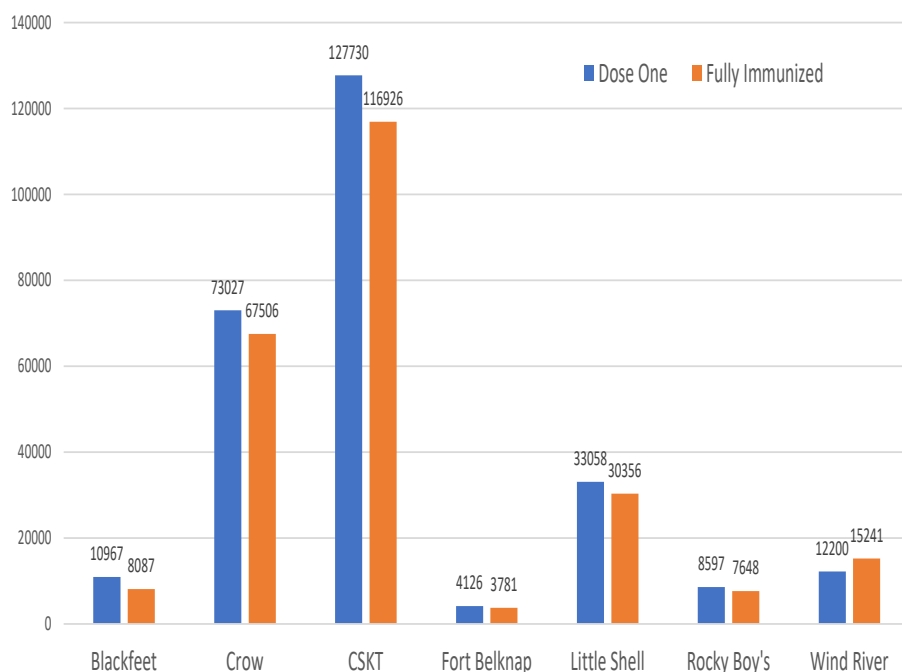
<b>Total Cases, United States: 34,972,532</b>	<b>Total Cases, Montana: 116,366</b>	<b>Total Cases, Wyoming: 65,127</b>
<b>Total Deaths, United States: 611,051</b>	<b>Total Deaths, Montana: 1,704</b>	<b>Total Deaths, Wyoming: 776</b>

Data last updated on August 3, 2021. Accessed from [www.CDC.gov](https://www.CDC.gov); <https://covidtracking.com/data/state/montana>; <https://covidtracking.com/data/state/wyoming>

	Doses Distributed	Doses Administered
<b>National Vaccinations</b>	<b>400,674,965</b>	<b>346,924,345</b>
<b>Montana Vaccinations</b>	<b>1,137,635</b>	<b>974,848</b>
<b>Wyoming Vaccinations</b>	<b>529,845</b>	<b>447,616</b>

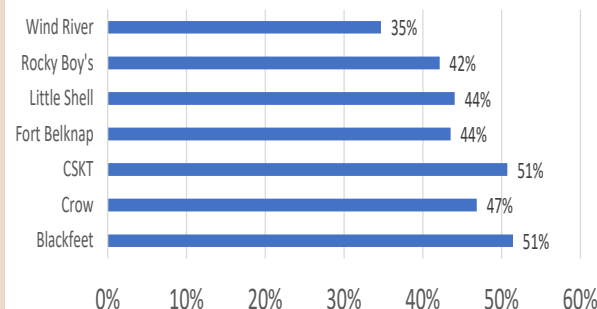
Data last updated on August 3, 2021. Accessed from <https://covid.cdc.gov/covid-data-tracker/#vaccinations>

Vaccinations per Contract Health Service Delivery Area, All Races



Data last updated on August 3, 2021. Accessed from <https://covid.cdc.gov/covid-data-tracker/#vaccinations>

Percent of Eligible Popn in the CHSDA Who are Fully Vaccinated, All Races





# COVID-19 Case Data

August 3, 2021

## WEEKLY UPDATE

IHS Distributed COVID-19 Vaccinations	Total Doses Administered	Total Doses Distributed
7/4/2021	60,895	45,270
7/13/2021	61,795	45,690
7/20/2021	No updates	
7/28/2021	No updates	
8/2/2021	62,645	46,712

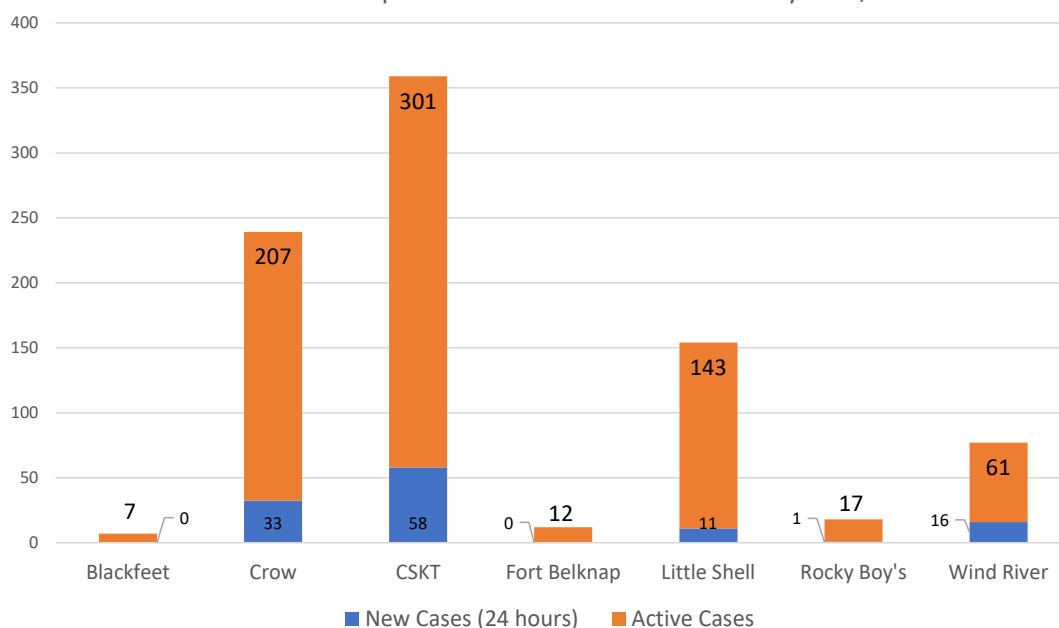
Data last updated on August 3, 2021. Accessed from: <https://covid.cdc.gov/covid-data-tracker/#vaccinations>



### ONE SMALL ASK, PLEASE WEAR A MASK

Wear a mask indoors at work. Wear a mask when you are visiting with friends. Wear a mask when you go out to shop. Always wear a mask, even if you see the same people regularly and have been fully vaccinated.

New and Active Cases per Contract Health Service Delivery Area, All Races



Data last updated on August 3, 2021. Accessed from [www.https://montana.maps.arcgis.com/](https://montana.maps.arcgis.com/) and <https://health.wyo.gov/>

### Contract Health Service Delivery Areas, all races, defined:

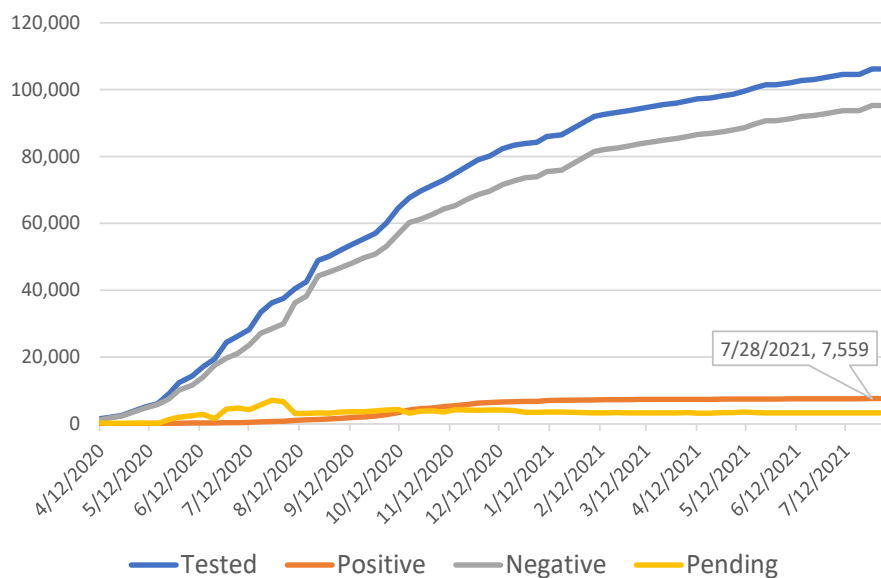
- Blackfeet: Glacier & Pondera Counties
- Crow: Big Horn (3/4) & Yellowstone Counties
- CSKT: Flathead, Lake, Missoula, & Sanders Counties
- Fort Belknap: Blaine & Phillips Counties
- Little Shell: Cascade County
- Rocky Boy's: Chouteau & Hill Counties
- Wind River: Fremont & Hot Springs Counties



# COVID-19 Billings Area WEEKLY UPDATE

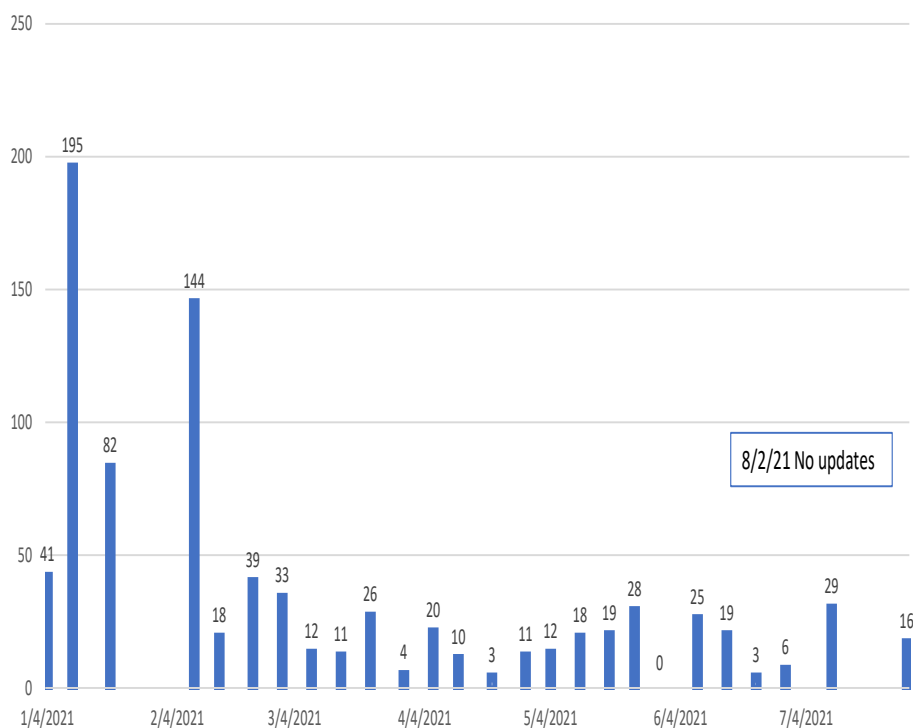
August 3, 2021

Cumulative Tests, Billings Area Indian Health Service



Data last updated on August 3, 2021. Accessed from: <https://IHS.com>

New Weekly Cases in 2021, Billings Area IHS



Data last updated on August 3, 2021. Accessed from: <https://IHS.com>

People Vaccinated Nationally, by CDC

	At Least One Dose	Fully Vaccinated
Total Population	191,818,585	164,919,666
% of Total Population	57.80%	49.70%
Total Population ≥12 Years of Age	191,594,799	164,789,813
% of Total Population ≥12 Years of Age	67.60%	58.10%
Total Population ≥18 Years of Age	180,762,301	156,500,924
% of Total Population ≥18 Years of Age	70%	60.60%
Total Population ≥65 Years of Age	49,193,639	43,819,783
% of Total Population ≥65 Years of Age	89.90%	80.10%

Data last updated on Aug. 3 2021. Accessed from: <https://covid.cdc.gov/covid-data-tracker>