



# COVID-19 Billings Area WEEKLY UPDATE

July 7, 2021

Coronavirus Disease 2019 (COVID-19) is caused by the SARS-CoV-2 virus. Symptoms can appear cold- and/or flu-like in individuals, and can sometimes cause mild to serious breathing and lung problems. The World Health Organization (WHO) has declared COVID-19 a global pandemic.

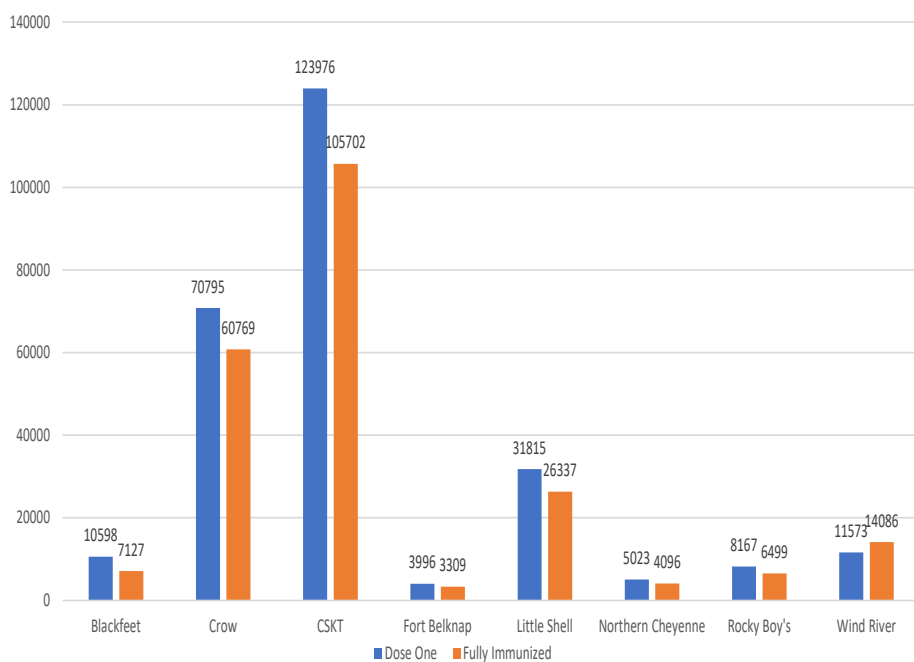
<b>Total Cases, United States: 33,530,880</b>	<b>Total Cases, Montana: 113,873</b>	<b>Total Cases, Wyoming: 62,445</b>
<b>Total Deaths, United States: 603,445</b>	<b>Total Deaths, Montana: 1,666</b>	<b>Total Deaths, Wyoming: 747</b>

Data last updated on July 7, 2021. Accessed from [www.CDC.gov](http://www.CDC.gov); <https://covidtracking.com/data/state/montana>; <https://covidtracking.com/data/state/wyoming>

	Doses Distributed	Doses Administered
<b>National Vaccinations</b>	<b>383,068,740</b>	<b>330,604,253</b>
<b>Montana Vaccinations</b>	<b>1,112,795</b>	<b>945,936</b>
<b>Wyoming Vaccinations</b>	<b>517,365</b>	<b>431,101</b>

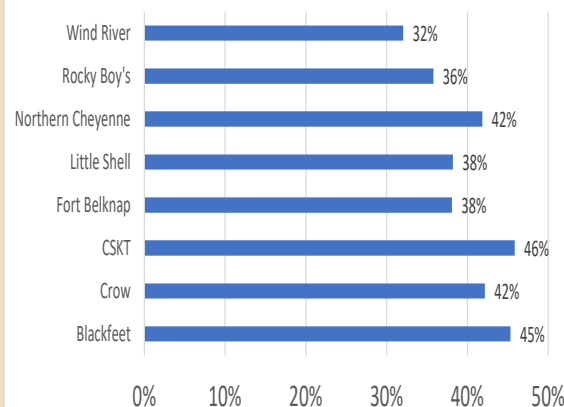
Data last updated on July 7, 2021. Accessed from <https://covid.cdc.gov/covid-data-tracker/#vaccinations>

Vaccinations per Contract Health Service Delivery Area, All Races



Data last updated on July 7, 2021. Accessed from <https://covid.cdc.gov/covid-data-tracker/#vaccinations>

Percent of Eligible Popn in the CHSDA Who are Fully Vaccinated, All Races





# COVID-19 Case Data

## WEEKLY UPDATE

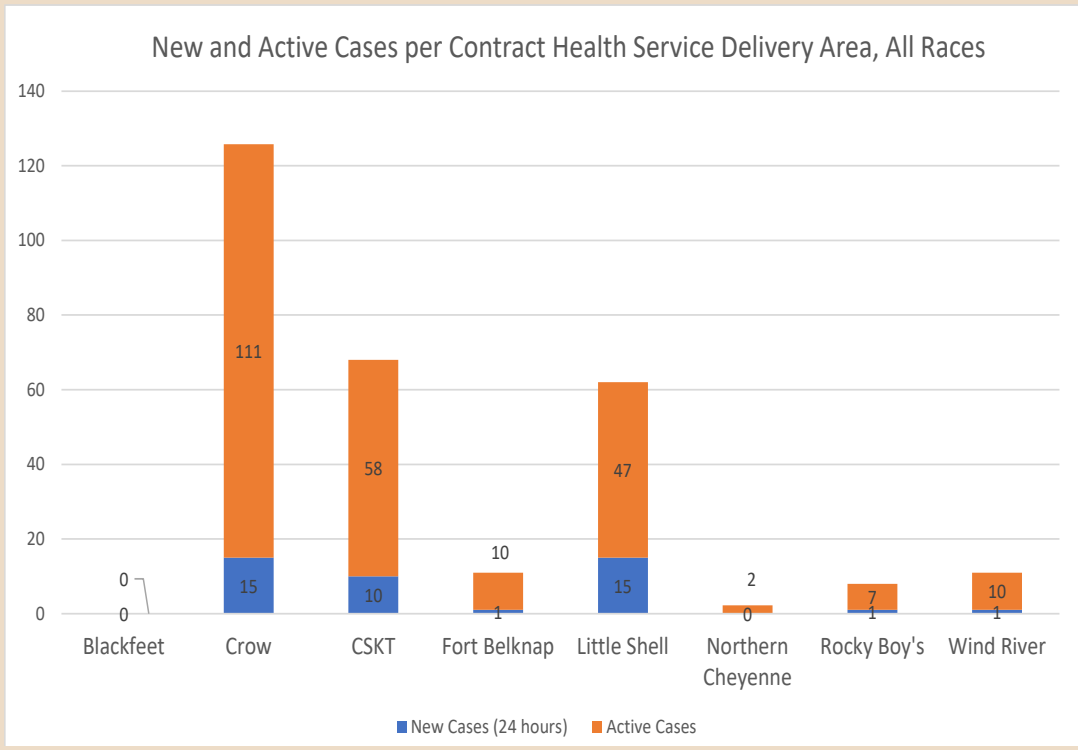
July 7, 2021

IHS Distributed COVID-19 Vaccinations	Total Doses Administered	Total Doses Distributed
6/8/2021	59,995	42,696
6/15/2021	59,995	43,546
6/22/2021	No updates	
6/29/2021	No updates	
7/4/2021	60,895	45,270

Data last updated on July 7, 2021. Accessed from: <https://covid.cdc.gov/covid-data-tracker/#vaccinations>



**ONE SMALL ASK, PLEASE WEAR A MASK**  
 Wear a mask indoors at work. Wear a mask when you are visiting with friends. Wear a mask when you go out to shop. Always wear a mask, even if you see the same people regularly and have been fully vaccinated.



Data last updated on July 7, 2021. Accessed from [www.montana.maps.arcgis.com/](http://www.montana.maps.arcgis.com/) and <https://health.wyo.gov/>

- Contract Health Service Delivery Areas, all races, defined:**
- Blackfeet: Glacier & Pondera Counties
  - Crow: Big Horn (3/4) & Yellowstone Counties
  - CSKT: Flathead, Lake, Missoula, & Sanders Counties
  - Fort Belknap: Blaine & Phillips Counties
  - Little Shell: Cascade County
  - Northern Cheyenne: Big Horn (1/4) & Rosebud Counties
  - Rocky Boy's: Chouteau & Hill Counties
  - Wind River: Fremont & Hot Springs Counties



# COVID-19 Billings Area WEEKLY UPDATE

July 7, 2021

People Vaccinated Nationally, by CDC		
	At Least One Dose	Fully Vaccinated
Total Population	182,412,776	157,323,738
% of Total Population	54.90%	47.40%
Total Population ≥12 Years of Age	182,190,288	157,195,977
% of Total Population ≥12 Years of Age	64.30%	55.40%
Total Population ≥ 18 Years of Age	173,194,895	150,312,726
% of Total Population ≥ 18 Years of Age	67.10%	58.20%
Total Population ≥ 65 Years of Age	48,356,070	43,021,465
% of Total Population ≥65 Years of Age	88.40%	78.70%

Data last updated on July 7, 2021. Accessed from: <https://covid.cdc.gov/covid-data-tracker>