

COVID-19 Billings Area WEEKLY UPDATE

July 20, 2021

Coronavirus Disease 2019 (COVID-19) is caused by the SARS-CoV-2 virus. Symptoms can appear cold- and/or flu-like in individuals, and can sometimes cause mild to serious breathing and lung problems. The World Health Organization (WHO) has declared COVID-19 a global pandemic.

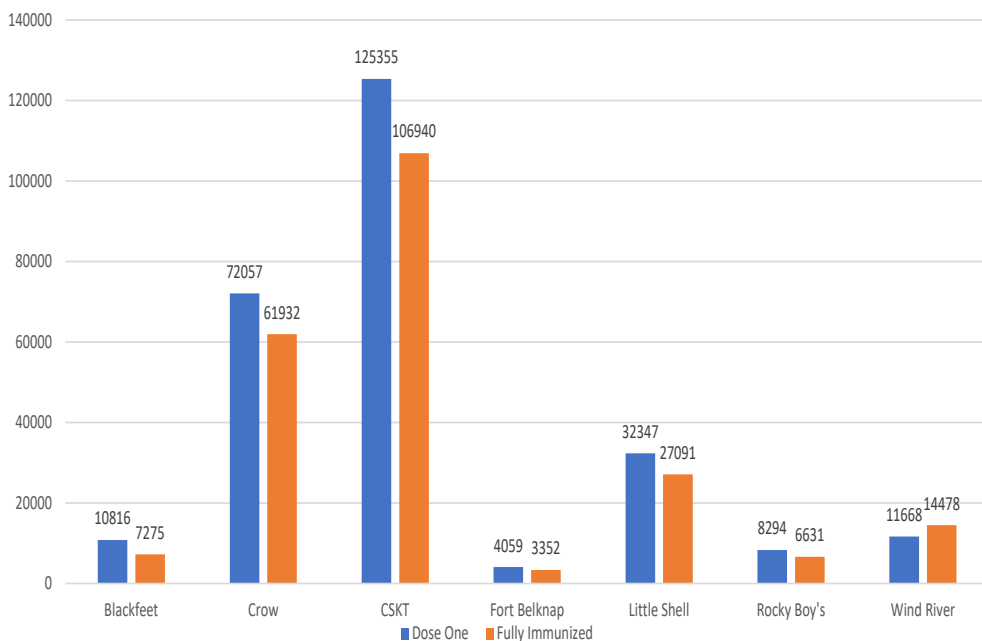
Total Cases, United States: 33,896,296	Total Cases, Montana: 114,663	Total Cases, Wyoming: 3,523
Total Deaths, United States: 606,618	Total Deaths, Montana: 1,691	Total Deaths, Wyoming: 760

Data last updated on July 20, 2021. Accessed from www.CDC.gov; <https://covidtracking.com/data/state/montana>; <https://covidtracking.com/data/state/wyoming>

	Doses Distributed	Doses Administered
National Vaccinations	387,006,120	334,600,770
Montana Vaccinations	1,112,795	945,936
Wyoming Vaccinations	517,365	431,101

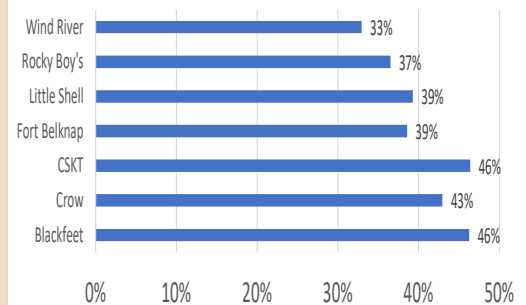
Data last updated on July 20, 2021. Accessed from <https://covid.cdc.gov/covid-data-tracker/#vaccinations>

Vaccinations per Contract Health Service Delivery Area, All Races



Data last updated on July 20, 2021. Accessed from <https://covid.cdc.gov/covid-data-tracker/#vaccinations>

Percent of Eligible Popn in the CHSDA Who are Fully Vaccinated, All Races





COVID-19 Case Data

WEEKLY UPDATE

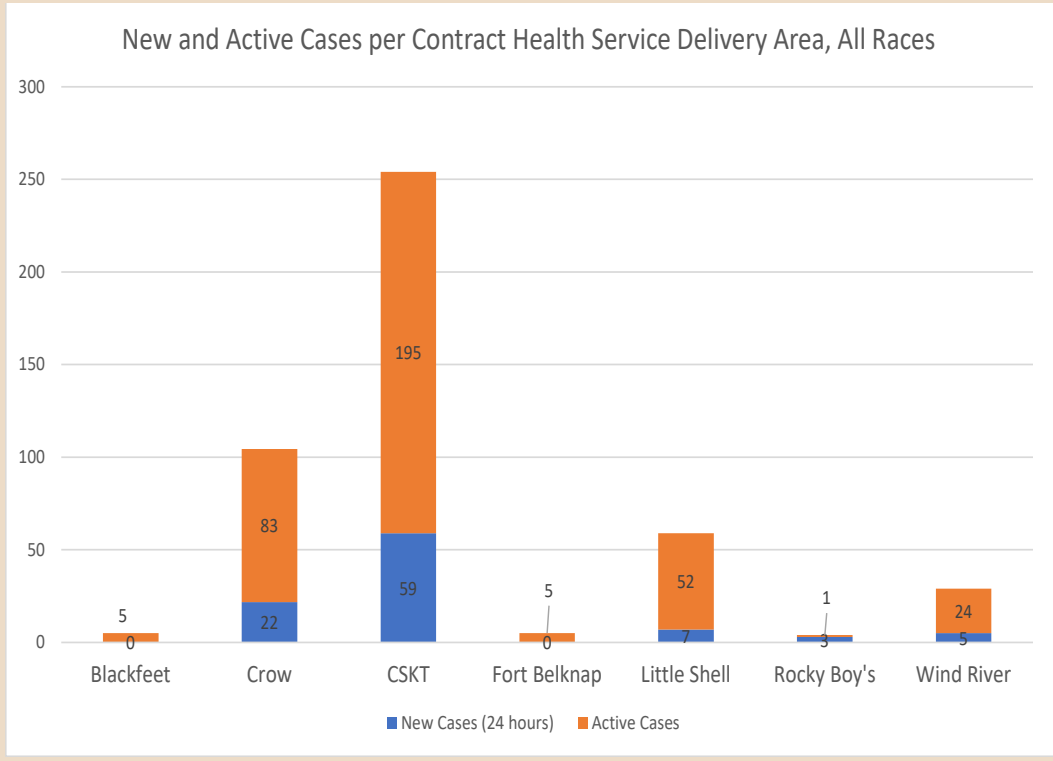
July 20, 2021

IHS Distributed COVID-19 Vaccinations	Total Doses Administered	Total Doses Distributed
6/22/2021	No updates	
6/29/2021	No updates	
7/4/2021	60,895	45,270
7/13/2021	61,795	45,690
7/20/2021	No updates	

Data last updated on July 20, 2021. Accessed from: <https://covid.cdc.gov/covid-data-tracker/#vaccinations>



ONE SMALL ASK, PLEASE WEAR A MASK
 Wear a mask indoors at work. Wear a mask when you are visiting with friends. Wear a mask when you go out to shop. Always wear a mask, even if you see the same people regularly and have been fully vaccinated.



Data last updated on July 20, 2021. Accessed from www.https://montana.maps.arcgis.com/ and <https://health.wyo.gov/>

Contract Health Service Delivery Areas, all races, defined:

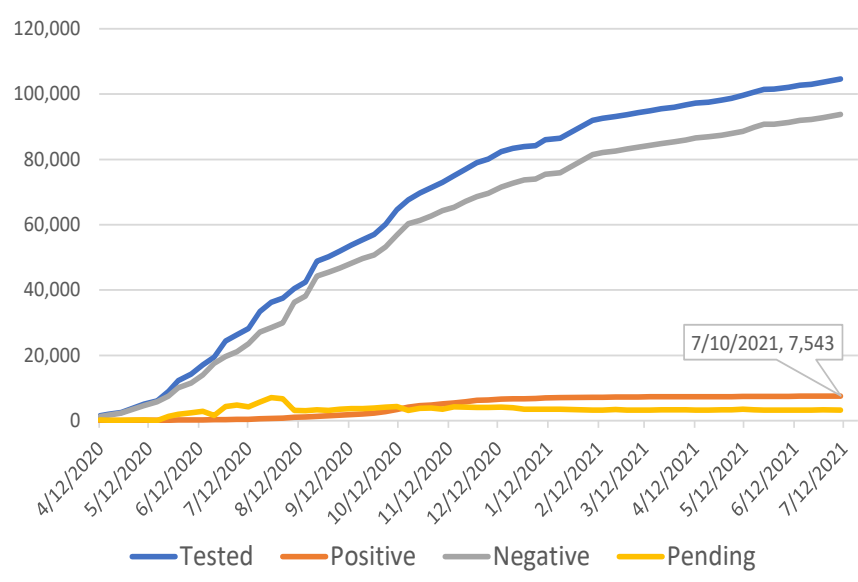
- Blackfeet: Glacier & Pondera Counties
- Crow: Big Horn (3/4) & Yellowstone Counties
- CSKT: Flathead, Lake, Missoula, & Sanders Counties
- Fort Belknap: Blaine & Phillips Counties
- Little Shell: Cascade County
- Rocky Boy's: Chouteau & Hill Counties
- Wind River: Fremont & Hot Springs Counties



COVID-19 Billings Area WEEKLY UPDATE

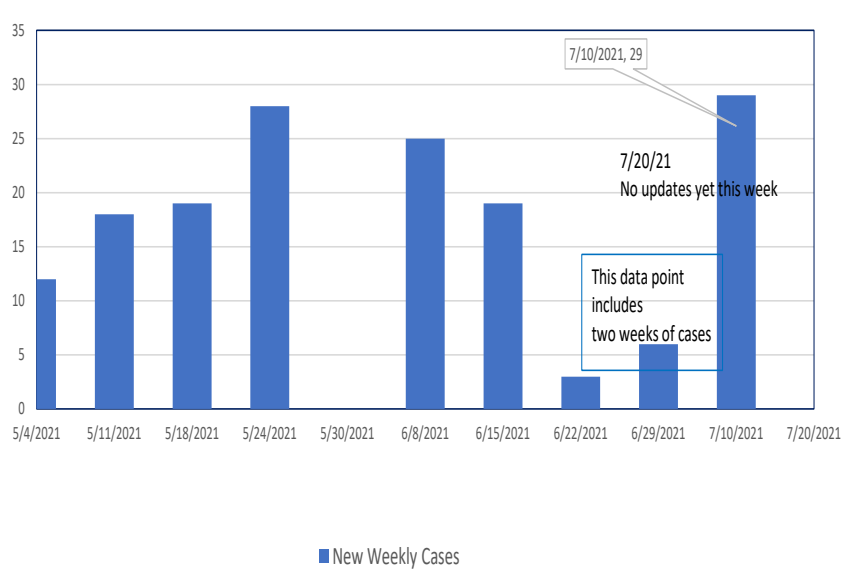
July 20, 2021

Cumulative Tests, Billings Area Indian Health Service



Data last updated on July 20, 2021. Accessed from: <https://IHS.com>

New Cases Weekly, Billings Area Indian Health Service



Data last updated on July 20, 2021. Accessed from: <https://IHS.com>

People Vaccinated Nationally, by CDC		
	At Least One Dose	Fully Vaccinated
Total Population	186,317,651	161,473,715
% of Total Population	56.10%	48.60%
Total Population ≥12 Years of Age	186,093,233	161,344,692
% of Total Population ≥12 Years of Age	65.60%	56.90%
Total Population ≥18 Years of Age	176,325,946	153,693,698
% of Total Population ≥18 Years of Age	68.30%	59.50%
Total Population ≥65 Years of Age	48,719,268	43,461,597
% of Total Population ≥65 Years of Age	89.10%	79.50%

Data last updated on July 20, 2021. Accessed from: <https://covid.cdc.gov/covid-data-tracker>