

Coronavirus Disease 2019 (COVID-19) is caused by the SARS-CoV-2 virus. Symptoms can appear cold- and/or flu-like in individuals, and can sometimes cause mild to serious breathing and lung problems. The World Health Organization (WHO) has declared COVID-19 a global pandemic.

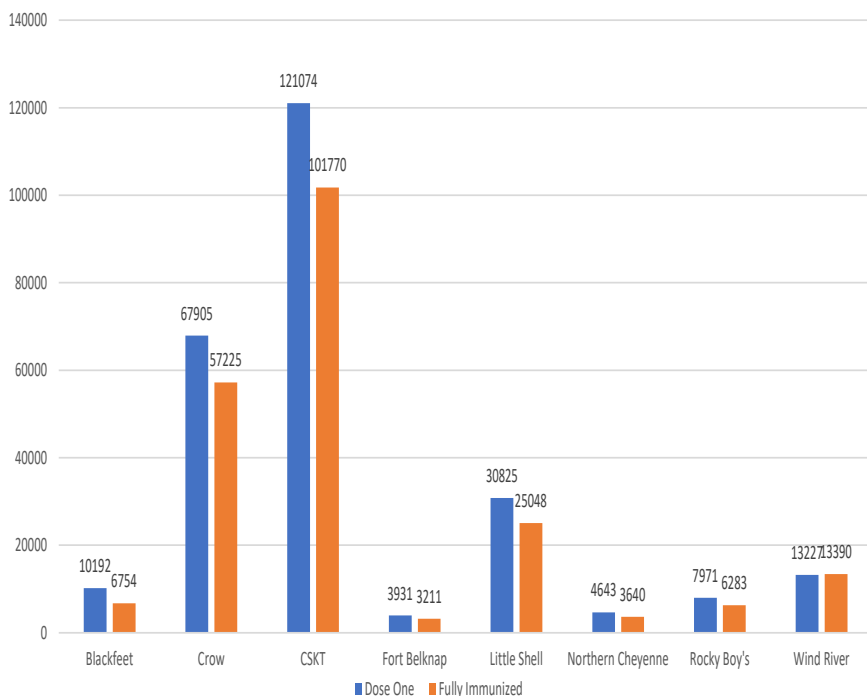
<b>Total Cases, United States: 33,470,212</b>	<b>Total Cases, Montana: 113,577</b>	<b>Total Cases, Wyoming: 62,099</b>
<b>Total Deaths, United States: 601,808</b>	<b>Total Deaths, Montana: 1,662</b>	<b>Total Deaths, Wyoming: 740</b>

Data last updated on June 15, 2021. Accessed from [www.CDC.gov](https://www.CDC.gov); <https://covidtracking.com/data/state/montana>; <https://covidtracking.com/data/state/wyoming>

	Doses Distributed	Doses Administered
<b>National Vaccinations</b>	<b>381,831,830</b>	<b>325,152,847</b>
<b>Montana Vaccinations</b>	<b>1,109,635</b>	<b>932,835</b>
<b>Wyoming Vaccinations</b>	<b>515,745</b>	<b>421,694</b>

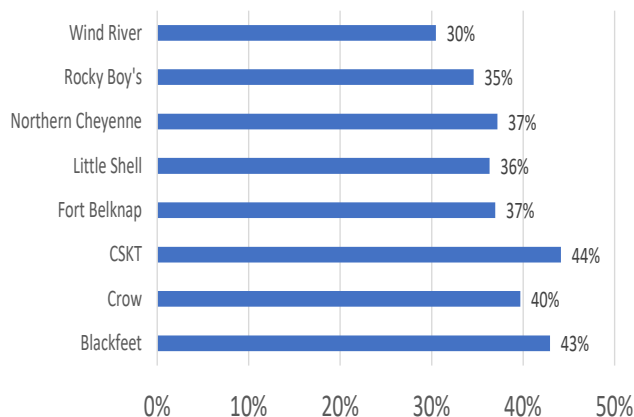
Data last updated on June 15, 2021. Accessed from <https://covid.cdc.gov/covid-data-tracker/#vaccinations>

Vaccinations per Contract Health Service Delivery Area



Data last updated on June 15, 2021. Accessed from <https://covid.cdc.gov/covid-data-tracker/#vaccinations>

Percent of Eligible Popn in the CHSDA Who are Fully Vaccinated





# COVID-19 Case Data

June 30, 2021

## WEEKLY UPDATE

IHS Distributed COVID-19 Vaccinations	Total Doses Administered	Total Doses Distributed
6/1/2021	No updates	
6/8/2021	59,995	42,696
6/15/2021	59,995	43,546
6/22/2021	No updates	
6/29/2021	No updates	

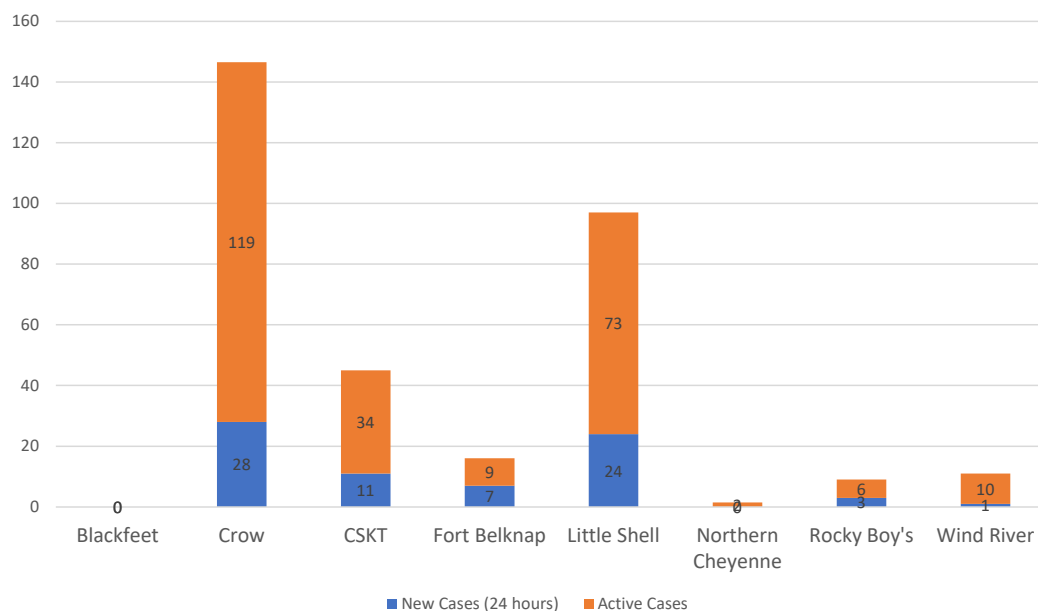
Data last updated on June 30, 2021. Accessed from: <https://covid.cdc.gov/covid-data-tracker/#vaccinations>



### ONE SMALL ASK, PLEASE WEAR A MASK

Wear a mask indoors at work. Wear a mask when you are visiting with friends. Wear a mask when you go out to shop. Always wear a mask, even if you see the same people regularly and have been fully vaccinated.

New and Active Cases per Contract Health Service Delivery Area, All Races



Data last updated on June 30, 2021. Accessed from [www.montana.maps.arcgis.com/](http://montana.maps.arcgis.com/) and <https://health.wyo.gov/>

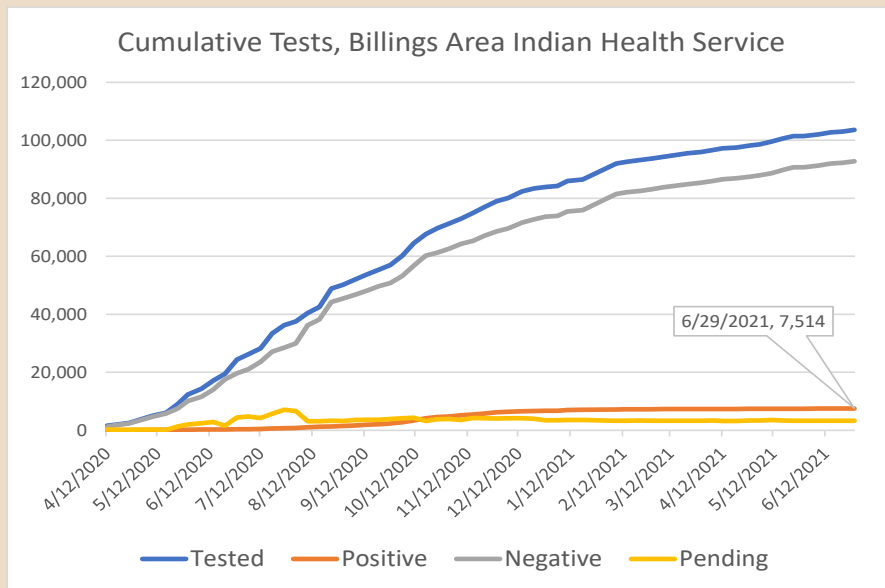
### Contract Health Service Delivery Areas, all races, defined:

- Blackfeet: Glacier & Pondera Counties
- Crow: Big Horn (3/4) & Yellowstone Counties
- CSKT: Flathead, Lake, Missoula, & Sanders Counties
- Fort Belknap: Blaine & Phillips Counties
- Little Shell: Cascade County
- Northern Cheyenne: Big Horn (1/4) & Rosebud Counties
- Rocky Boy's: Chouteau & Hill Counties
- Wind River: Fremont & Hot Springs Counties

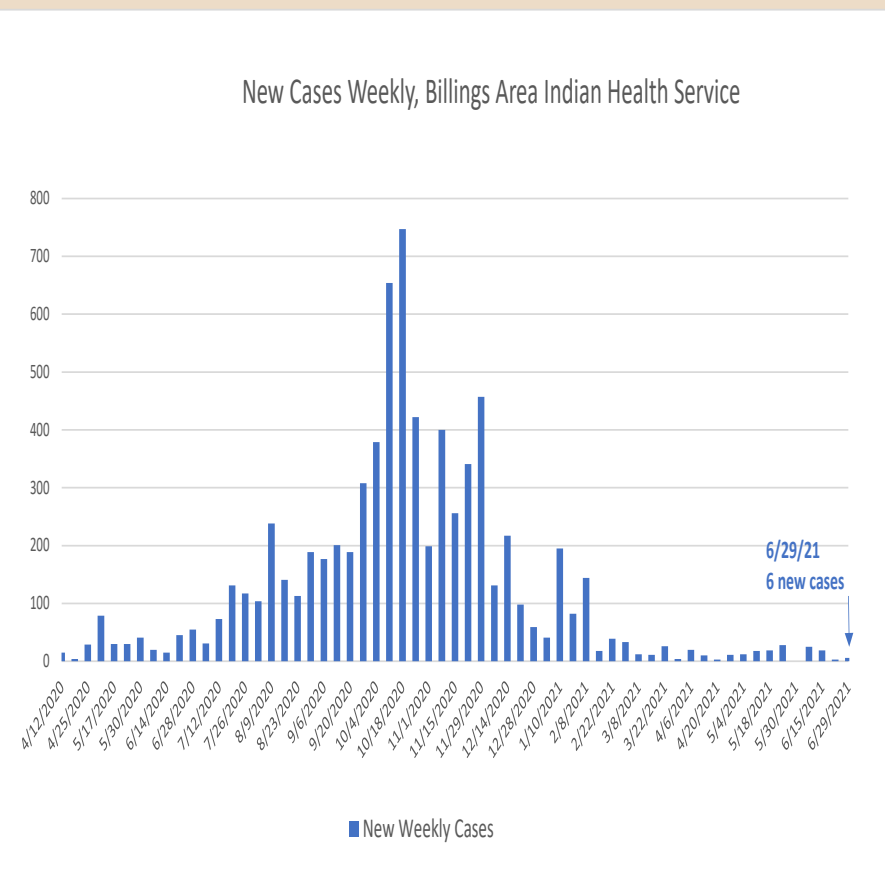


# COVID-19 Billings Area WEEKLY UPDATE

June 30, 2021



Data last updated on June 30, 2021. Accessed from: <https://IHS.com>



Data last updated on June 30, 2021. Accessed from: <https://IHS.com>

People Vaccinated Nationally, by CDC		
	At Least One Dose	Fully Vaccinated
Total Population	179,940,202	154,199,664
% of Total Population	54.20%	46.40%
Total Population ≥12 Years of Age	179,728,133	154,082,338
% of Total Population ≥12 Years of Age	63.40%	54.30%
Total Population ≥18 Years of Age	171,083,955	147,673,851
% of Total Population ≥18 Years of Age	66.20%	57.20%
Total Population ≥65 Years of Age	47,966,402	42,560,086
% of Total Population ≥65 Years of Age	87.70%	77.80%

Data last updated on June 30, 2021. Accessed from: <https://covid.cdc.gov/covid-data-tracker>