

Coronavirus Disease 2019 (COVID-19) is caused by the SARS-CoV-2 virus. Symptoms can appear cold- and/or flu-like in individuals, and can sometimes cause mild to serious breathing and lung problems. The World Health Organization (WHO) has declared COVID-19 a global pandemic.

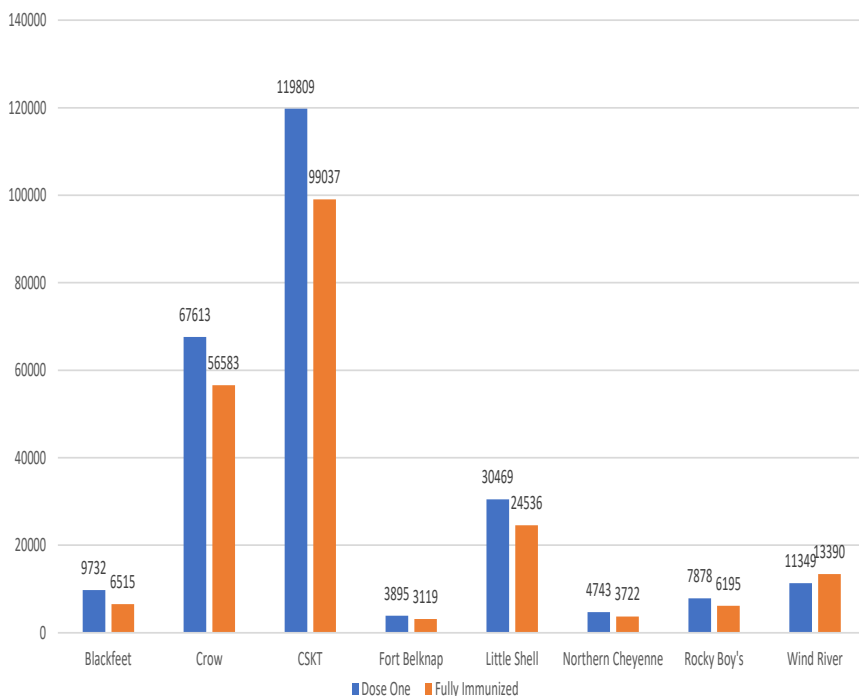
Total Cases, United States: 33,193,680	Total Cases, Montana: 112,260	Total Cases, Wyoming: 60,628
Total Deaths, United States: 594,802	Total Deaths, Montana: 1,632	Total Deaths, Wyoming: 720

Data last updated on June 8, 2021. Accessed from www.CDC.gov; <https://covidtracking.com/data/state/montana>; <https://covidtracking.com/data/state/wyoming>

	Doses Distributed	Doses Administered	Primary Doses Administered	Booster Doses Administered
National Vaccinations	371,520,735	302,851,917	164,378,258	135,087,319
Montana Vaccinations	1,093,285	879,383	No longer reported.	
Wyoming Vaccinations	509,135	401,052		

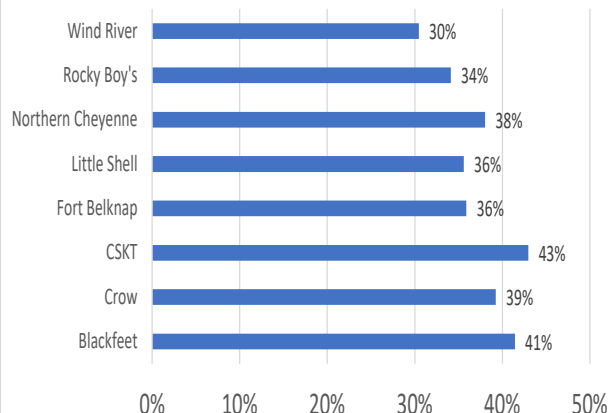
Data last updated on June 8, 2021. Accessed from <https://covid.cdc.gov/covid-data-tracker/#vaccinations>


Vaccinations per Contract Health Service Delivery Area, All Races



Data last updated on June 8, 2021. Accessed from <https://covid.cdc.gov/covid-data-tracker/#vaccinations>

Percent of Eligible Popn in the CHSDA Who are Fully Vaccinated, All Races





COVID-19 Billings Area WEEKLY UPDATE

June 8, 2021

IHS Distributed COVID-19 Vaccinations	Total Doses Administered	Total Doses Distributed
5/11/2021	57,255	38,669
5/18/2021	57,255	40,241
5/24/2021	58,425	41,237
6/01/2021	No Updates	
6/08/2021	59,995	42,696

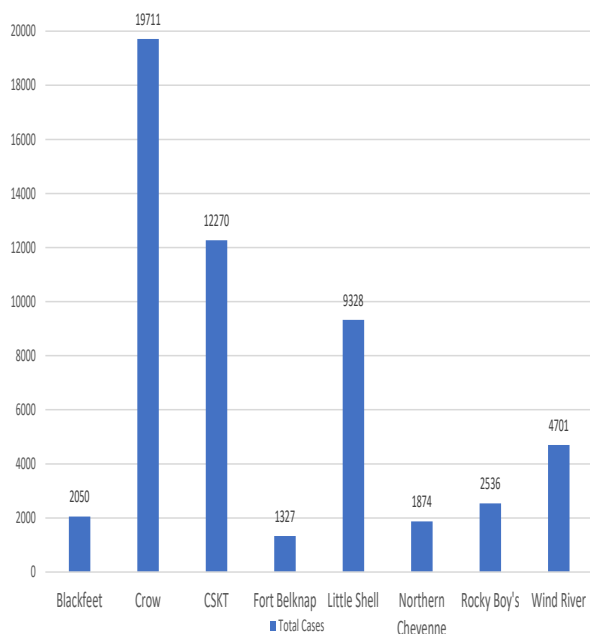
Data last updated on June 8, 2021. Accessed from: <https://covid.cdc.gov/covid-data-tracker/#vaccinations>



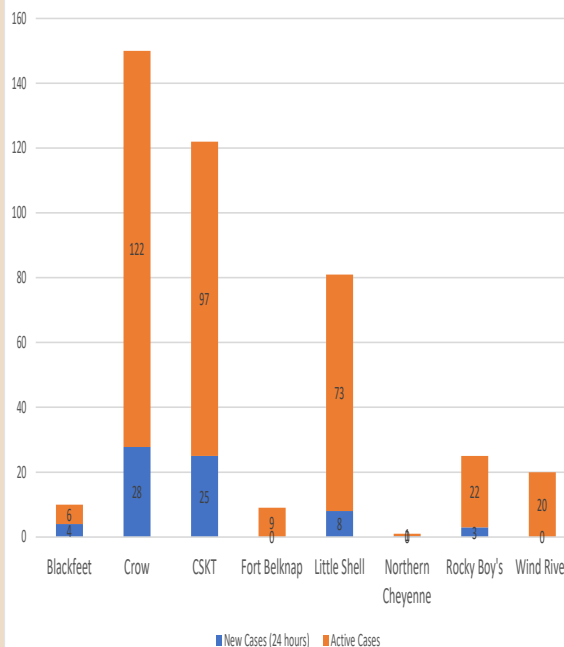
ONE SMALL ASK, PLEASE WEAR A MASK

Wear a mask indoors at work. Wear a mask when you are visiting with friends. Wear a mask when you go out to shop. Always wear a mask, even if you see the same people regularly and have been fully vaccinated.

Total Cases Contract Health Service Delivery Area, All Races



New and Active Cases per Contract Health Service Delivery Area, All Races



Data last updated on June 8, 2021. Accessed from [www.https://montana.maps.arcgis.com/](https://montana.maps.arcgis.com/) and <https://health.wyo.gov/>

Contract Health Service Delivery Areas, all races, defined:

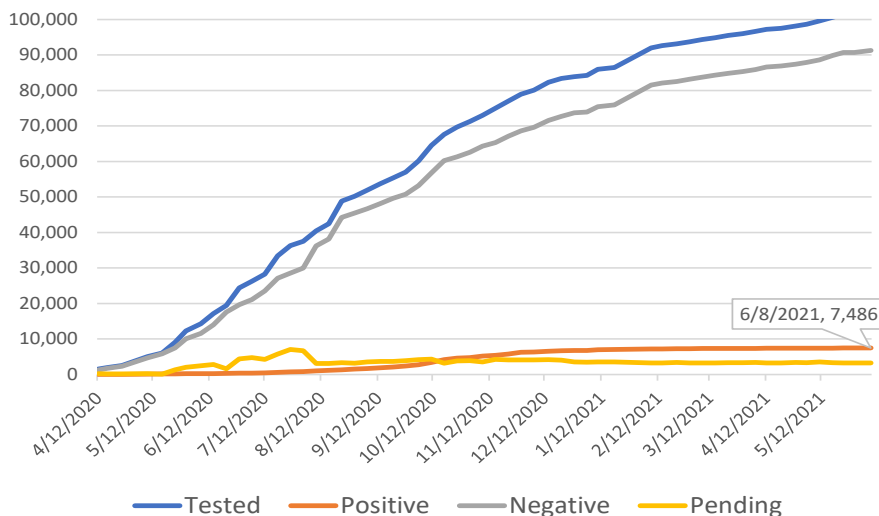
- Blackfeet: Glacier & Pondera Counties
- Crow: Big Horn (3/4) & Yellowstone Counties
- CSKT: Flathead, Lake, Missoula, & Sanders Counties
- Fort Belknap: Blaine & Phillips Counties
- Little Shell: Cascade County
- Northern Cheyenne: Big Horn (1/4) & Rosebud Counties
- Rocky Boy's: Chouteau & Hill Counties
- Wind River: Fremont & Hot Springs



COVID-19 Billings Area WEEKLY UPDATE

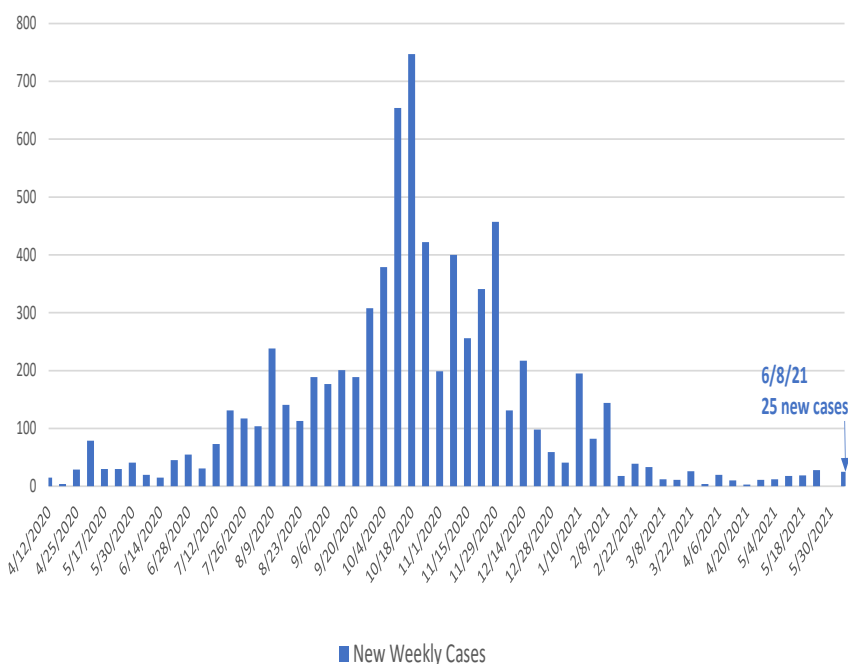
June 8, 2021

Cumulative Tests, Billings Area Indian Health Service



Data last updated on June 8, 2021. Accessed from: <https://IHS.com>

New Cases Weekly, Billings Area Indian Health Service



Data last updated on June 8, 2021. Accessed from: <https://IHS.com>

People Vaccinated Nationally, by CDC

	At Least One Dose	Fully Vaccinated
Total Population	171,310,738	139,748,661
% of Total Population	51.60%	42.10%
Total Population ≥12 Years of Age	171,159,115	139,723,912
% of Total Population ≥12 Years of Age	61.10%	49.90%
Total Population ≥18 Years of Age	164,316,152	136,723,099
% of Total Population ≥18 Years of Age	63.70%	53%
Total Population ≥65 Years of Age	47,265,547	41,372,399
% of Total Population ≥65 Years of Age	86.40%	75.60%

Data last updated on June 8, 2021. Accessed from: <https://covid.cdc.gov/covid-data-tracker>