













COVID-19 Billings Area WEEKLY UPDATE

June 1, 2021

Coronavirus Disease 2019 (COVID-19) is caused by the SARS-CoV-2 virus. Symptoms can appear cold- and/or flu-like in individuals, and can sometimes cause mild to serious breathing and lung problems. The World Health Organization (WHO) has declared COVID-19 a global pandemic.

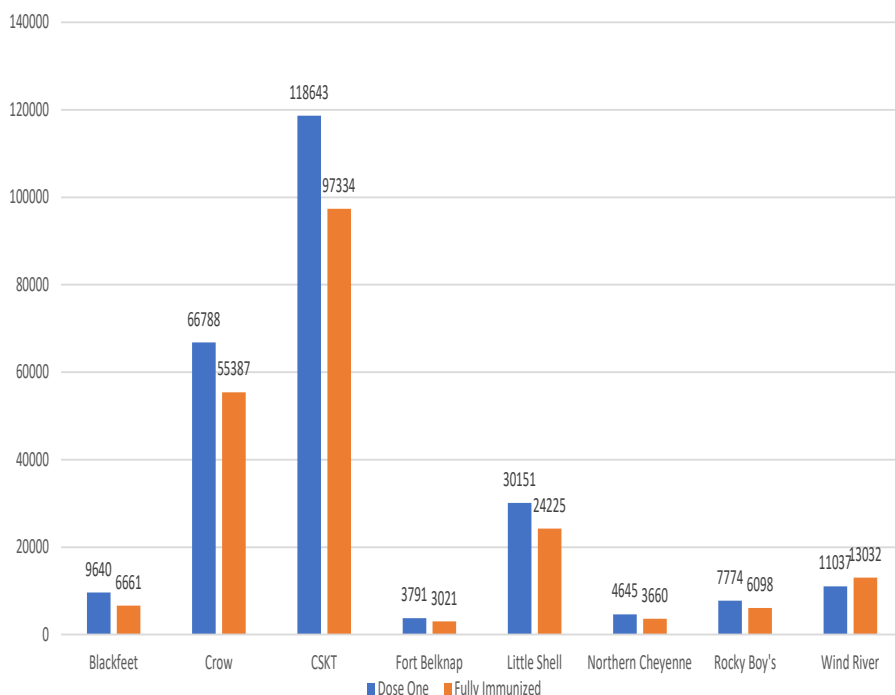
Total Cases, United States: 33,079,543	Total Cases, Montana: 111,785	Total Cases, Wyoming: 60,144
Total Deaths, United States: 587,830	Total Deaths, Montana: 1,613	Total Deaths, Wyoming: 719

Data last updated on June 1, 2021. Accessed from www.CDC.gov; <https://covidtracking.com/data/state/montana>; <https://covidtracking.com/data/state/wyoming>

	Doses Distributed	Doses Administered	Primary Doses Administered	Booster Doses Administered
National Vaccinations	359,004,955	287,788,872	164,378,258	135,087,319
Montana Vaccinations	1,085,415	867,122	No longer reported.	
Wyoming Vaccinations	505,565	395,615		

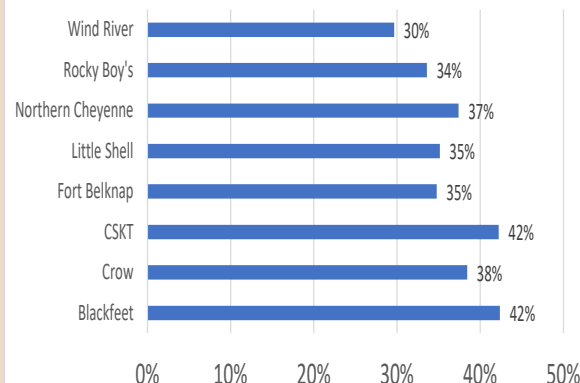
Data last updated on June 1, 2021. Accessed from <https://covid.cdc.gov/covid-data-tracker/#vaccinations>


Vaccinations per Contract Health Service Delivery Area, All Races



Data last updated on June 1, 2021. Accessed from <https://covid.cdc.gov/covid-data-tracker/#vaccinations>

Percent of Eligible Popn in the CHSDA Who are Fully Vaccinated, All Races





COVID-19 Billings Area WEEKLY UPDATE

June 1, 2021

IHS Distributed COVID-19 Vaccinations	Total Doses Administered	Total Doses Distributed
5/4/2021	No updates	
5/11/2021	57,255	38,669
5/18/2021	57,255	40,241
5/24/2021	58,425	41,237
6/01/2021	No Updates	

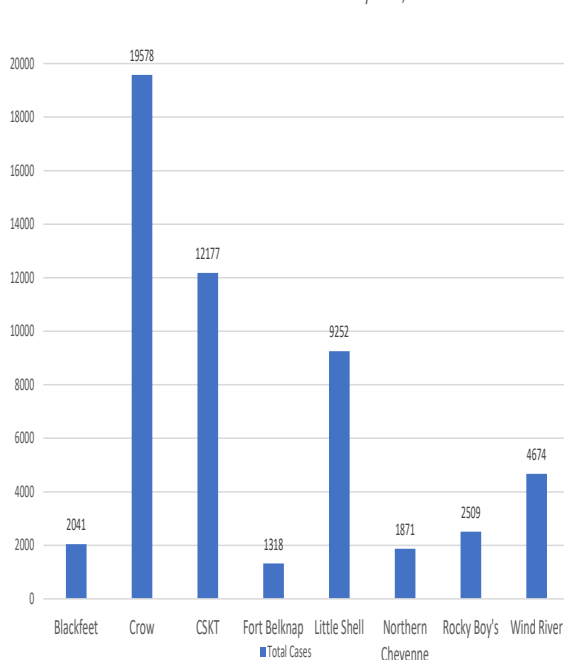
Data last updated on June 1, 2021. Accessed from: <https://covid.cdc.gov/covid-data-tracker/#vaccinations>



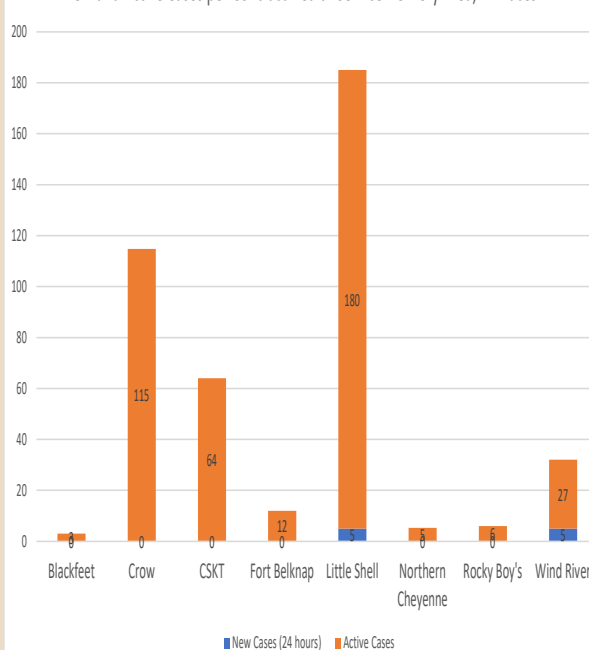
ONE SMALL ASK, PLEASE WEAR A MASK

Wear a mask indoors at work. Wear a mask when you are visiting with friends. Wear a mask when you go out to shop. Always wear a mask, even if you see the same people regularly and have been fully vaccinated.

Total Cases Contract Health Service Delivery Area, All Races



New and Active Cases per Contract Health Service Delivery Area, All Races



Data last updated on June 1, 2021. Accessed from [www.https://montana.maps.arcgis.com/](https://montana.maps.arcgis.com/) and <https://health.wyo.gov/>

Contract Health Service Delivery Areas, all races, defined:

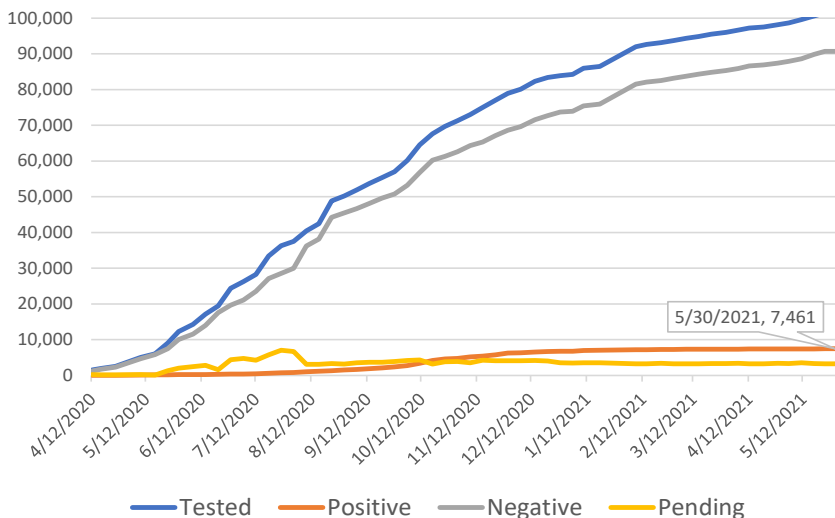
- Blackfoot: Glacier & Pondera Counties
- Crow: Big Horn (3/4) & Yellowstone Counties
- CSKT: Flathead, Lake, Missoula, & Sanders Counties
- Fort Belknap: Blaine & Phillips Counties
- Little Shell: Cascade County
- Northern Cheyenne: Big Horn (1/4) & Rosebud Counties
- Rocky Boy's: Chouteau & Hill Counties
- Wind River: Fremont & Hot Springs



COVID-19 Billings Area WEEKLY UPDATE

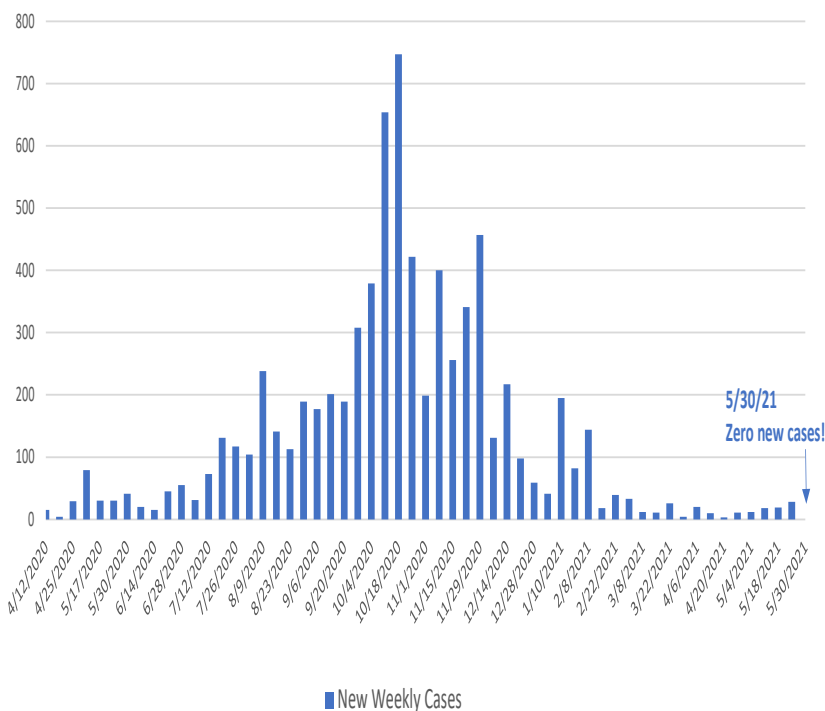
June 1, 2021

Cumulative Tests, Billings Area Indian Health Service



Data last updated on June 1, 2021. Accessed from: <https://IHS.com>

New Cases Weekly, Billings Area Indian Health Service



Data last updated on June 1, 2021. Accessed from: <https://IHS.com>

People Vaccinated Nationally, by CDC

	At Least One Dose	Fully Vaccinated
Total Population	167,733,972	135,087,319
% of Total Population	50.50%	40.70%
Total Population ≥12 Years of Age	167,605,730	135,078,537
% of Total Population ≥12 Years of Age	59.80%	48.20%
Total Population ≥18 Years of Age	161,535,925	132,846,983
% of Total Population ≥18 Years of Age	62.60%	51.50%
Total Population ≥65 Years of Age	46,983,216	40,902,493
% of Total Population ≥65 Years of Age	85.90%	74.80%

Data last updated on June 1, 2021. Accessed from: <https://covid.cdc.gov/covid-data-tracker>