



COVID-19 Billings Area WEEKLY UPDATE

May 26, 2021

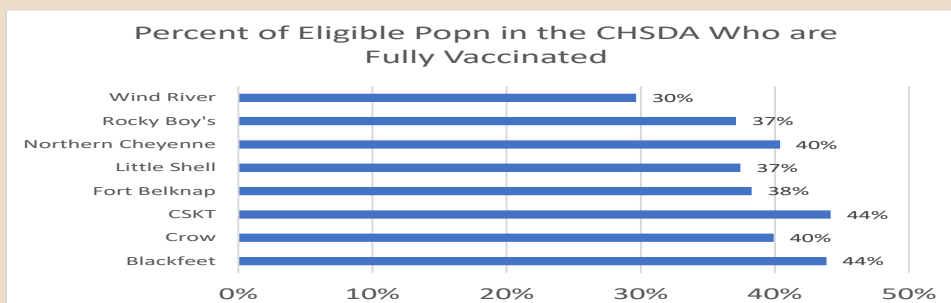
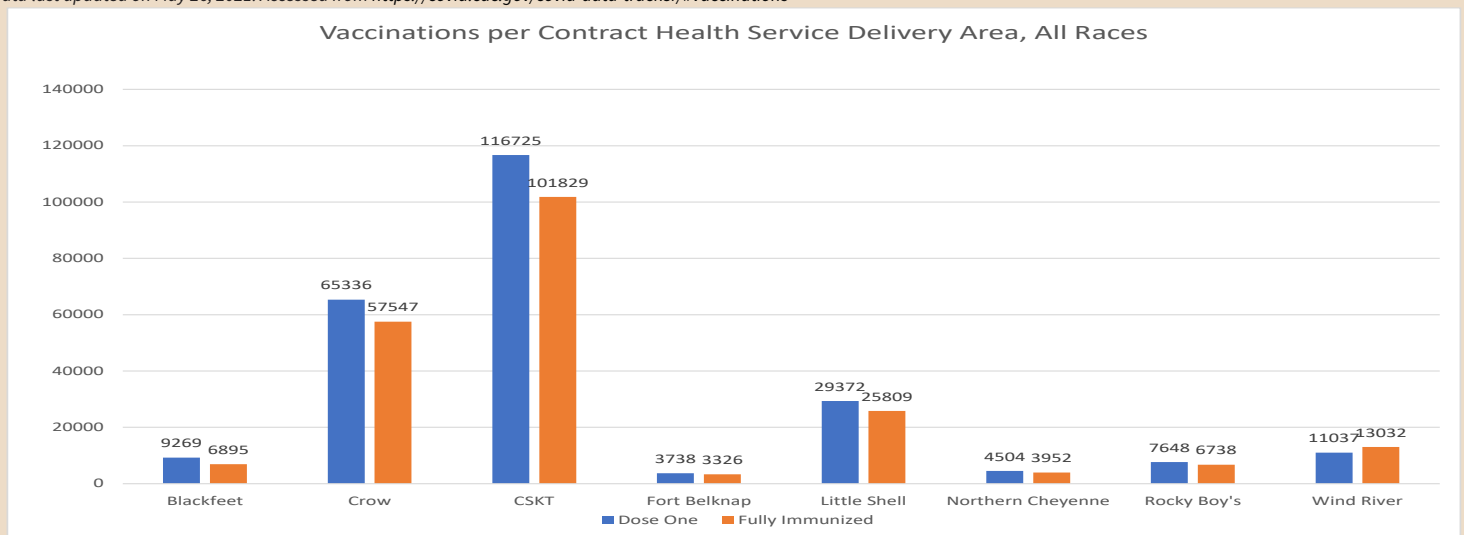
Coronavirus Disease 2019 (COVID-19) is caused by the SARS-CoV-2 virus. Symptoms can appear cold- and/or flu-like in individuals, and can sometimes cause mild to serious breathing and lung problems. The World Health Organization (WHO) has declared COVID-19 a global pandemic.

Total Cases, United States: 32,969,905	Total Cases, Montana: 111,224	Total Cases, Wyoming: 59,797
Total Deaths, United States: 587,830	Total Deaths, Montana: 1,603	Total Deaths, Wyoming: 713

Data last updated on May 26, 2021. Accessed from www.CDC.gov; <https://covidtracking.com/data/state/montana>; <https://covidtracking.com/data/state/wyoming>

	Doses Distributed	Doses Administered	Primary Doses Administered	Booster Doses Administered
National Vaccinations	359,004,955	287,788,872	164,378,258	131,078,608
Montana Vaccinations	1,069,445	852,630	No longer reported.	
Wyoming Vaccinations	501,825	390,275		

Data last updated on May 26, 2021. Accessed from <https://covid.cdc.gov/covid-data-tracker/#vaccinations>

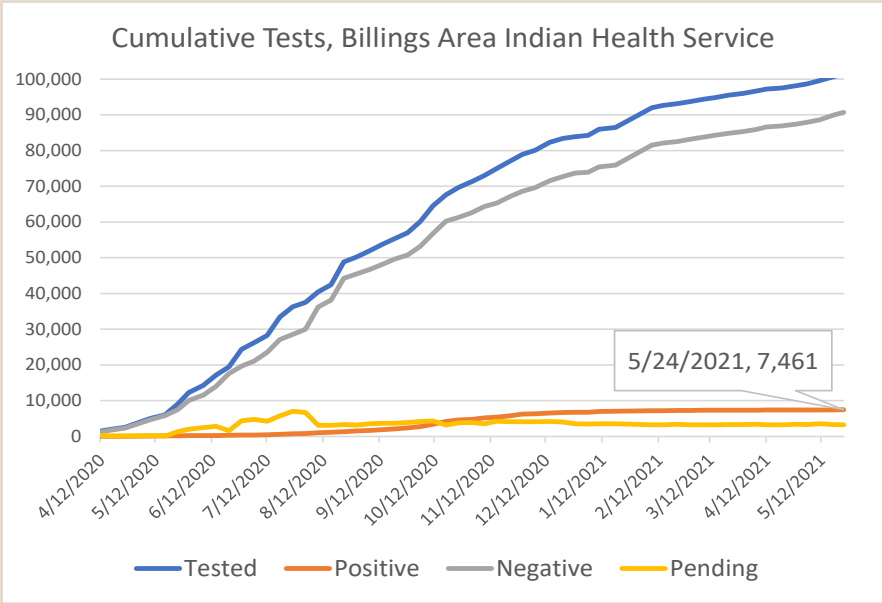


Data last updated on May 26, 2021. Accessed from <https://covid.cdc.gov/covid-data-tracker/#vaccinations>

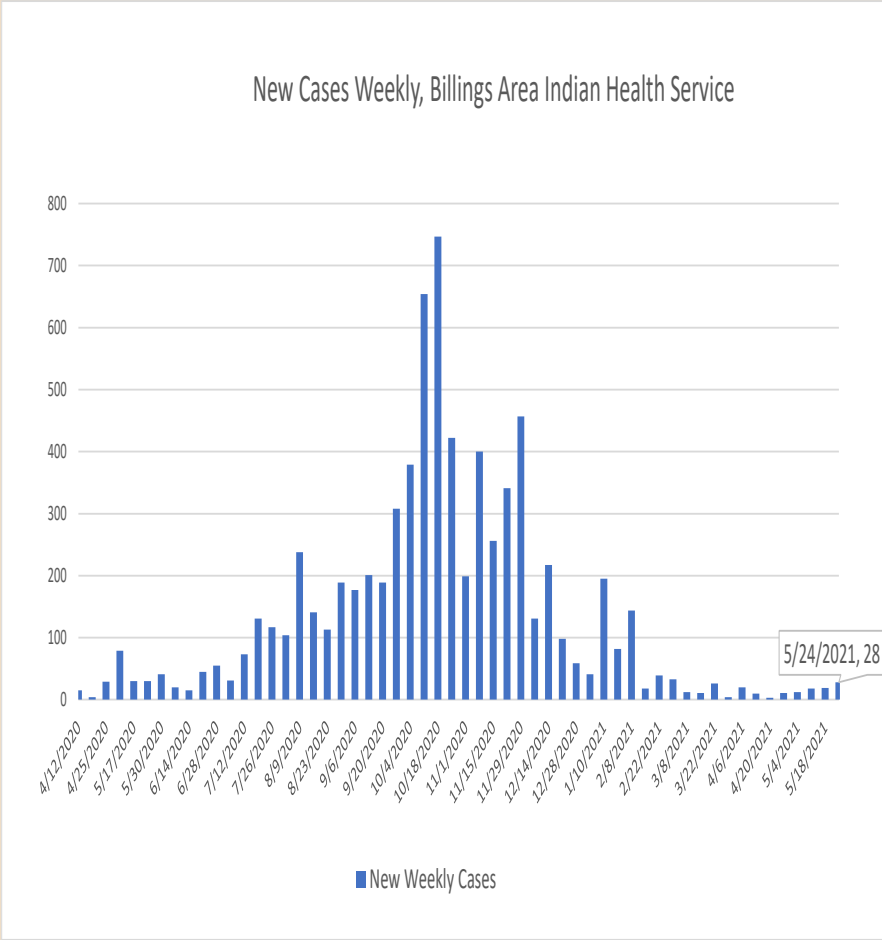


COVID-19 Billings Area WEEKLY UPDATE

May 26, 2021



Data last updated on May 26, 2021. Accessed from: <https://IHS.com>



Data last updated on May 26, 2021. Accessed from: <https://IHS.com>

People Vaccinated Nationally, by CDC

	Total Population	
At Least One Dose		164,378,258
Fully Vaccinated		131,078,608
	% of Total Population	
At Least One Dose		49.50%
Fully Vaccinated		39.50%
	Total Population ≥ 12 Years of Age	
At Least One Dose		164,272,277
Fully Vaccinated		131,070,055
	% of Total Population ≥ 12 Years of Age	
At Least One Dose		58.60%
Fully Vaccinated		46.80%
	Total Population ≥ 18 Years of Age	
At Least One Dose		158,954,785
Fully Vaccinated		129,054,480
	% of Total Population ≥ 18 Years of Age	
At Least One Dose		61.60%
Fully Vaccinated		50%
	Total Population ≥ 65 Years of Age	
At Least One Dose		46,674,798
Fully Vaccinated		40,443,453
	% of Total Population ≥ 65 Years of Age	
At Least One Dose		85.30%
Fully Vaccinated		73.90%

Data last updated on May 26, 2021. Accessed from: <https://covid.cdc.gov/covid-data-tracker>