



# COVID-19 Billings Area WEEKLY UPDATE

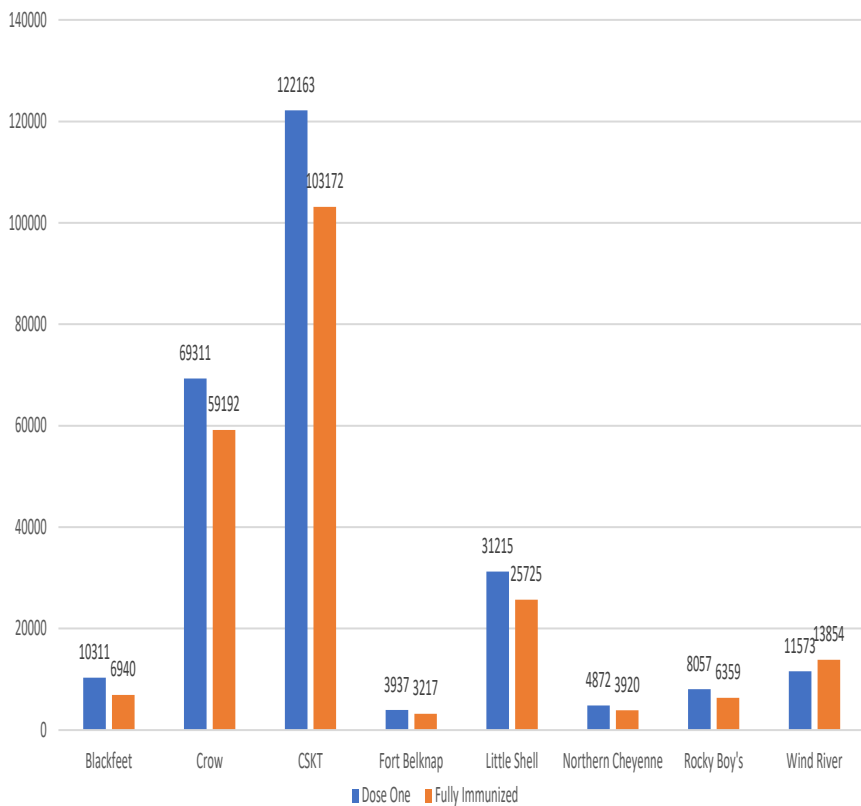
June 23, 2021

Coronavirus Disease 2019 (COVID-19) is caused by the SARS-CoV-2 virus. Symptoms can appear cold- and/or flu-like in individuals, and can sometimes cause mild to serious breathing and lung problems. The World Health Organization (WHO) has declared COVID-19 a global pandemic.

<b>Total Cases, United States: 33,368,860</b>	<b>Total Cases, Montana: 113,167</b>	<b>Total Cases, Wyoming: 61,490</b>
<b>Total Deaths, United States: 599,354</b>	<b>Total Deaths, Montana: 1,651</b>	<b>Total Deaths, Wyoming: 734</b>

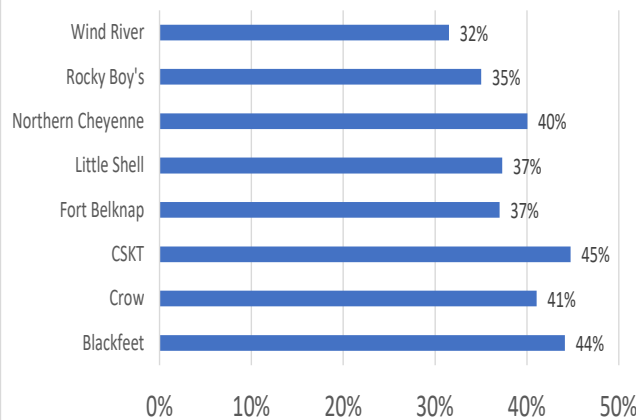
Data last updated on June 22, 2021. Accessed from [www.CDC.gov](http://www.CDC.gov); <https://covidtracking.com/data/state/montana>; <https://covidtracking.com/data/state/wyoming>

Vaccinations per Contract Health Service Delivery Area, All Races



Data last updated on June 22, 2021. Accessed from <https://covid.cdc.gov/covid-data-tracker/#vaccinations>

Percent of Eligible Popn in the CHSDA Who are Fully Vaccinated, All Races





# COVID-19 Billings Area WEEKLY UPDATE

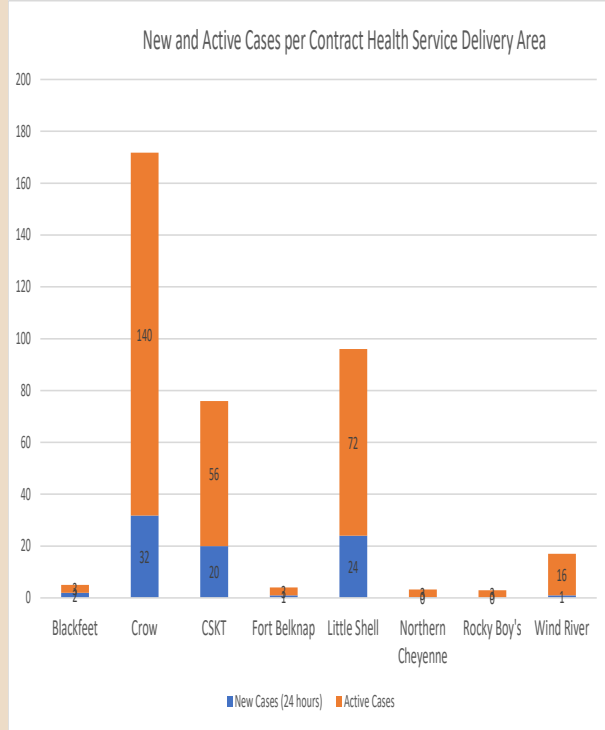
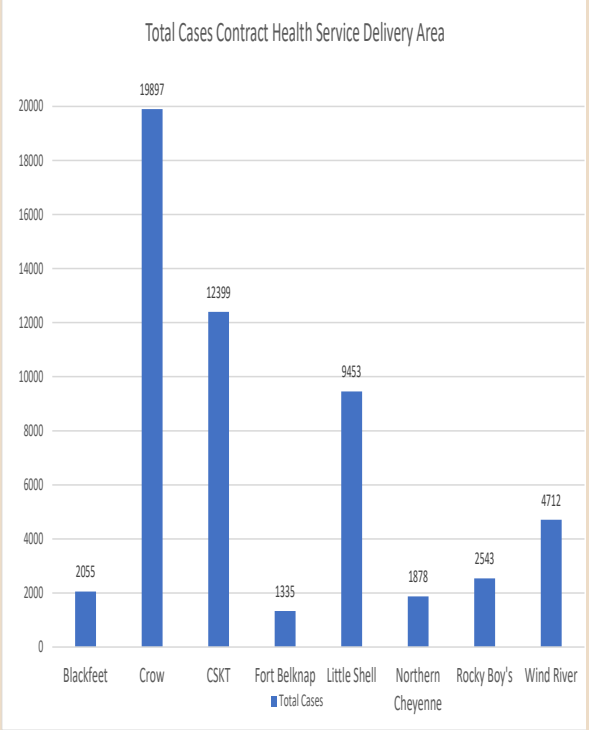
June 23, 2021

IHS Distributed COVID-19 Vaccinations	Total Doses Administered	Total Doses Distributed
5/24/2021	58,425	41,237
6/1/2021	No updates	
6/8/2021	59,995	42,696
6/15/2021	59,995	43,546
6/22/2021	No Updates	

Data last updated on June 22, 2021. Accessed from: <https://covid.cdc.gov/covid-data-tracker/#vaccinations>



**ONE SMALL ASK, PLEASE WEAR A MASK**  
 Wear a mask indoors at work. Wear a mask when you are visiting with friends. Wear a mask when you go out to shop. Always wear a mask, even if you see the same people regularly and have been fully vaccinated.



- Contract Health Service Delivery Areas, all races, defined:**
- Blackfeet: Glacier & Pondera Counties
  - Crow: Big Horn (3/4) & Yellowstone Counties
  - CSKT: Flathead, Lake, Missoula, & Sanders Counties
  - Fort Belknap: Blaine & Phillips Counties
  - Little Shell: Cascade County
  - Northern Cheyenne: Big Horn (1/4) & Rosebud Counties
  - Rocky Boy's: Chouteau & Hill Counties
  - Wind River: Fremont & Hot Springs

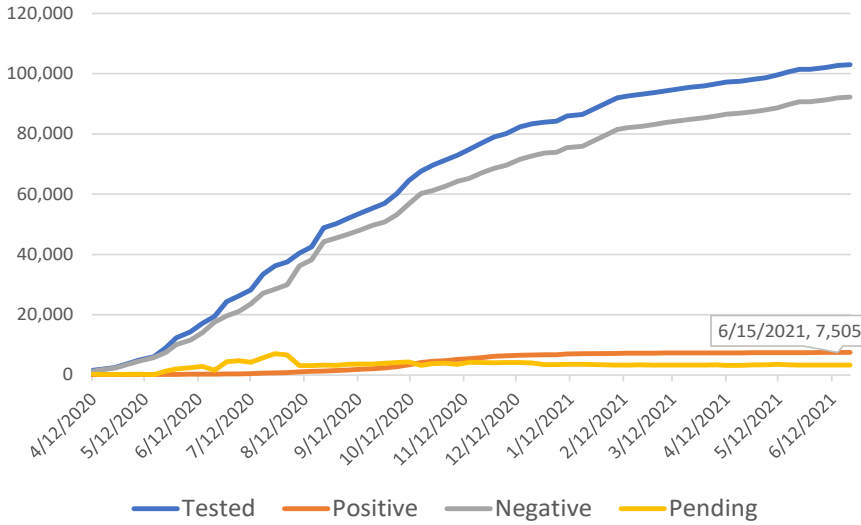
Data last updated on June 22, 2021. Accessed from [www.https://montana.maps.arcgis.com/](https://montana.maps.arcgis.com/) and <https://health.wyo.gov/>



# COVID-19 Billings Area WEEKLY UPDATE

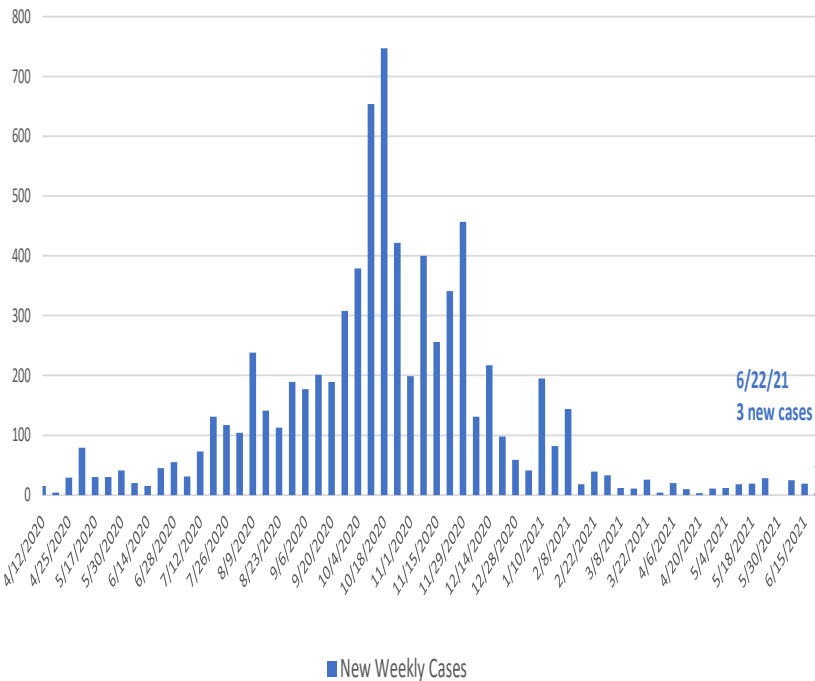
June 23, 2021

Cumulative Tests, Billings Area Indian Health Service



Data last updated on June 23, 2021. Accessed from: <https://IHS.com>

New Cases Weekly, Billings Area Indian Health Service



Data last updated on June 23, 2021. Accessed from: <https://IHS.com>

People Vaccinated Nationally, by CDC

	At Least One Dose	Fully Vaccinated
Total Population	177342954	150046006
% of Total Population	53.4%	45.2%
Total Population ≥12 Years of Age	177149232	149948700
% of Total Population ≥12 Years of Age	62.5%	52.9%
Total Population ≥18 Years of Age	168987341	144273772
% of Total Population ≥18 Years of Age	65.4%	55.9%
Total Population ≥65 Years of Age	47736421	42190601
% of Total Population ≥65 Years of Age	87.3%	77.1%

Data last updated on June 23, 2021. Accessed from: <https://covid.cdc.gov/covid-data-tracker>