



COVID-19 Billings Area WEEKLY UPDATE

June 15, 2021

Coronavirus Disease 2019 (COVID-19) is caused by the SARS-CoV-2 virus. Symptoms can appear cold- and/or flu-like in individuals, and can sometimes cause mild to serious breathing and lung problems. The World Health Organization (WHO) has declared COVID-19 a global pandemic.

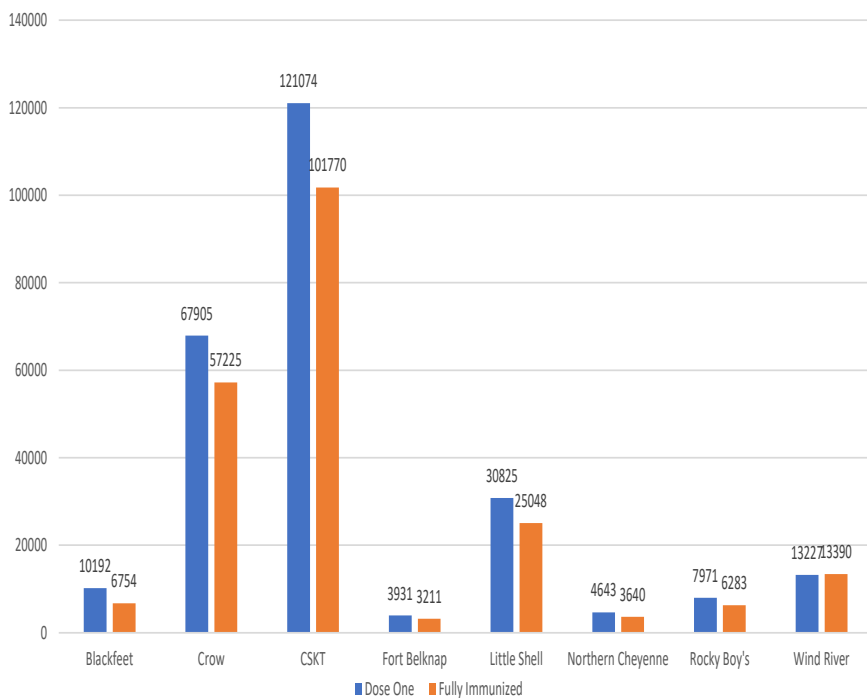
Total Cases, United States: 33,292,045	Total Cases, Montana: 112,761	Total Cases, Wyoming: 61,114
Total Deaths, United States: 597,343	Total Deaths, Montana: 1,641	Total Deaths, Wyoming: 725

Data last updated on June 15, 2021. Accessed from www.CDC.gov; <https://covidtracking.com/data/state/montana>; <https://covidtracking.com/data/state/wyoming>

	Doses Distributed	Doses Administered	Primary Doses Administered	Booster Doses Administered
National Vaccinations	374,398,105	310,645,827	174,234,573	144,919,339
Montana Vaccinations	1,095,505	904,328	No longer reported.	
Wyoming Vaccinations	510,585	408,189		

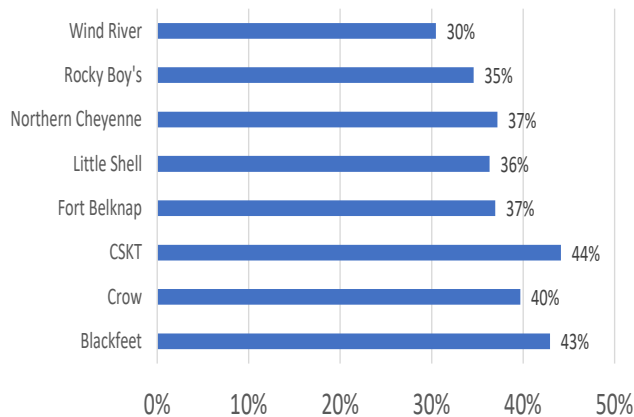
Data last updated on June 15, 2021. Accessed from <https://covid.cdc.gov/covid-data-tracker/#vaccinations>

Vaccinations per Contract Health Service Delivery Area



Data last updated on June 15, 2021. Accessed from <https://covid.cdc.gov/covid-data-tracker/#vaccinations>

Percent of Eligible Popn in the CHSDA Who are Fully Vaccinated





COVID-19 Billings Area WEEKLY UPDATE

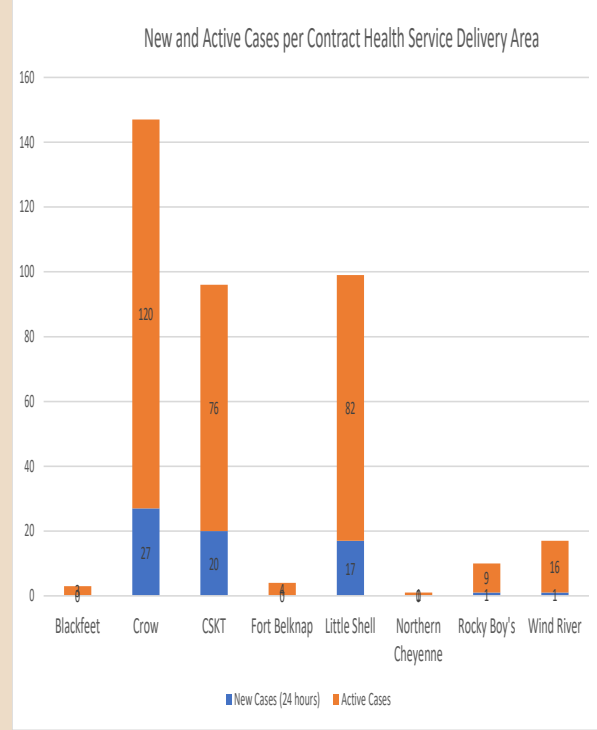
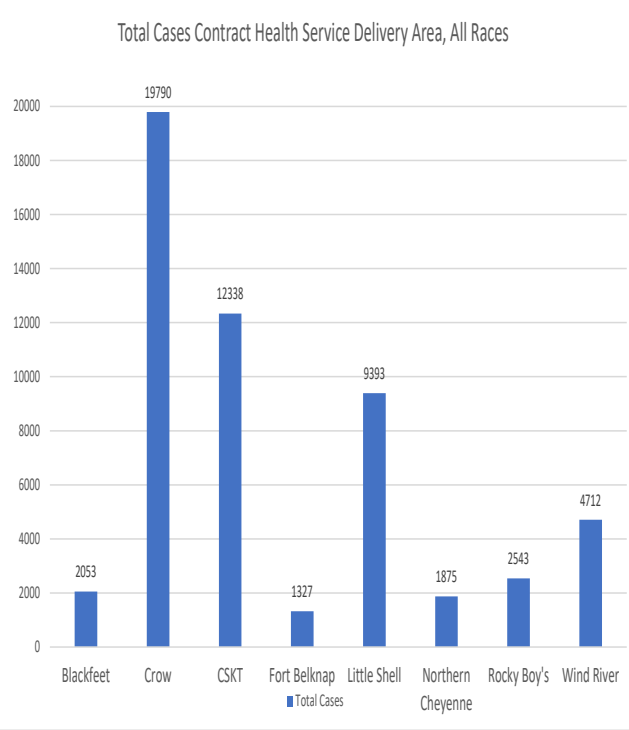
June 15, 2021

IHS Distributed COVID-19 Vaccinations	Total Doses Administered	Total Doses Distributed
5/18/2021	57,255	40,241
5/24/2021	58,425	41,237
6/1/2021	No updates	
6/8/2021	59,995	42,696
6/15/2021	59,995	43,546

Data last updated on June 15, 2021. Accessed from: <https://covid.cdc.gov/covid-data-tracker/#vaccinations>



ONE SMALL ASK, PLEASE WEAR A MASK
 Wear a mask indoors at work. Wear a mask when you are visiting with friends. Wear a mask when you go out to shop. Always wear a mask, even if you see the same people regularly and have been fully vaccinated.



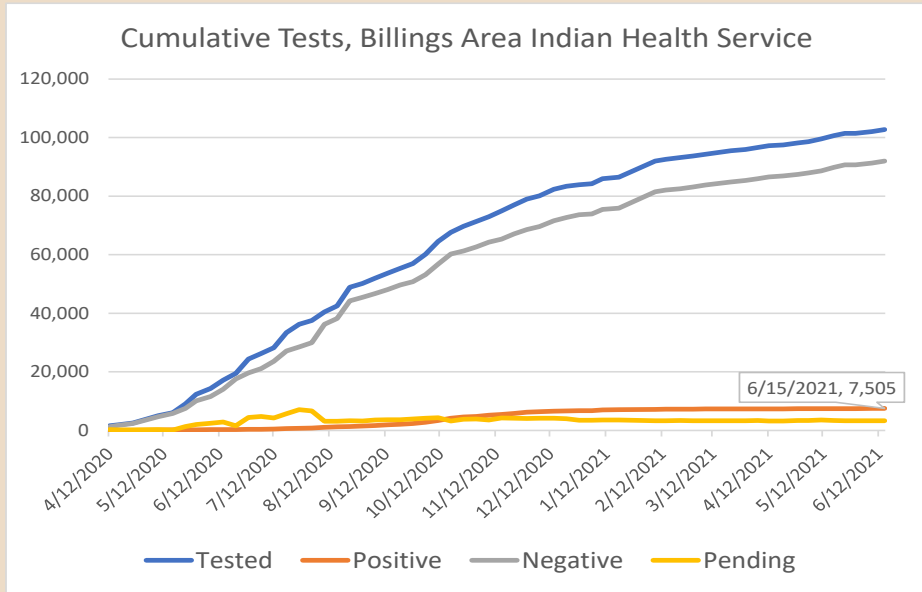
- Contract Health Service Delivery Areas, all races, defined:**
- Blackfeet: Glacier & Pondera Counties
 - Crow: Big Horn (3/4) & Yellowstone Counties
 - CSKT: Flathead, Lake, Missoula, & Sanders Counties
 - Fort Belknap: Blaine & Phillips Counties
 - Little Shell: Cascade County
 - Northern Cheyenne: Big Horn (1/4) & Rosebud Counties
 - Rocky Boy's: Chouteau & Hill Counties
 - Wind River: Fremont & Hot Springs

Data last updated on June 15, 2021. Accessed from [www.https://montana.maps.arcgis.com/](https://montana.maps.arcgis.com/) and <https://health.wyo.gov/>

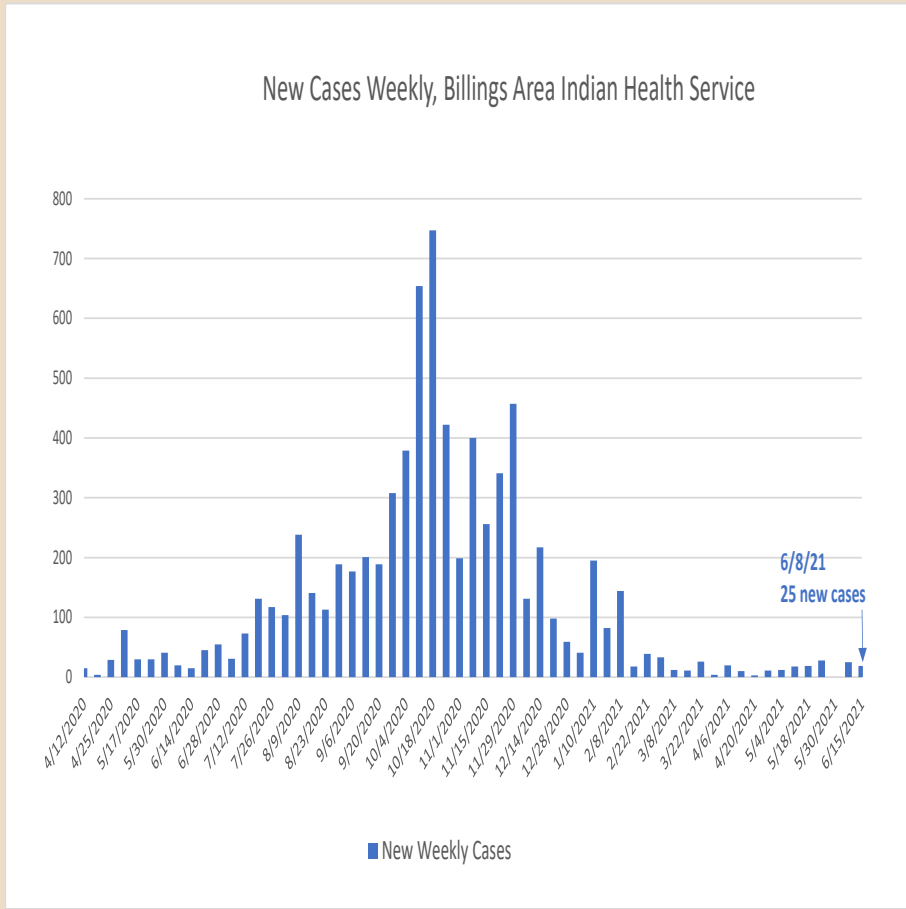


COVID-19 Billings Area WEEKLY UPDATE

June 15, 2021



Data last updated on June 15, 2021. Accessed from: <https://IHS.com>



Data last updated on June 15, 2021. Accessed from: <https://IHS.com>

People Vaccinated Nationally, by CDC

	At Least One Dose	Fully Vaccinated
Total Population	174,234,573	144,919,339
% of Total Population	52.50%	43.70%
Total Population ≥12 Years of Age	174,062,937	144,858,578
% of Total Population ≥12 Years of Age	61.40%	51.10%
Total Population ≥18 Years of Age	166,515,510	140,457,960
% of Total Population ≥18 Years of Age	64.50%	54%
Total Population ≥65 Years of Age	47,465,917	41,770,289
% of Total Population ≥65 Years of Age	86.80%	76.40%

Data last updated on June 15, 2021. Accessed from: <https://covid.cdc.gov/covid-data-tracker>