



# COVID-19 Billings Area WEEKLY UPDATE

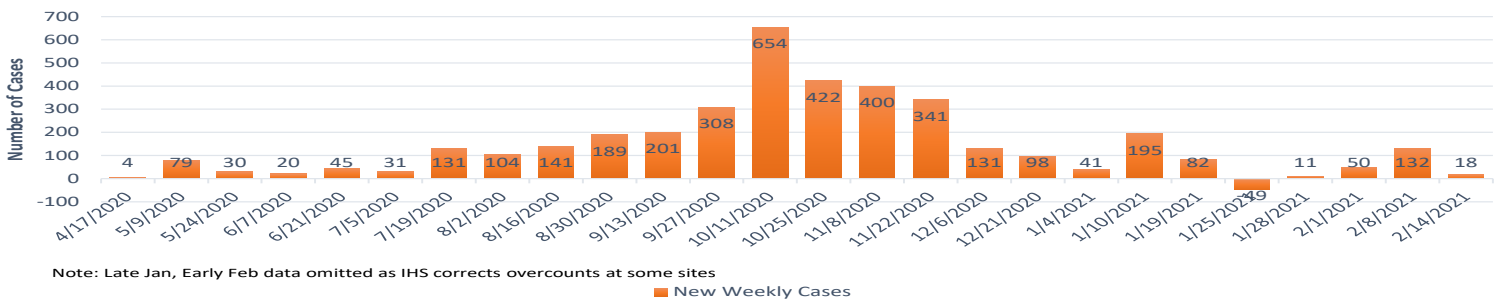
Feb. 16, 2020

Coronavirus Disease 2019 (COVID-19) is caused by the SARS-CoV-2 virus. Symptoms can appear cold- and/or flu-like in individuals, and can sometimes cause mild to serious breathing and lung problems. The World Health Organization (WHO) has declared COVID-19 a global pandemic.

|   |  |   |
|---|--|---|
| <b>Total Cases, United States: 26,761,047</b> | <b>Total Cases, Montana: 95,717</b>      | <b>Total Cases, Wyoming: 52,618</b>       |
| <b>Total Deaths, United States: 460,582</b>   | <b>Total Deaths, Montana: 1,312</b>      | <b>Total Deaths, Wyoming: 624</b>         |
|   | <b>Ever Hospitalized, Montana: 4,444</b> | <b>Ever Hospitalized, Wyoming: 1,356</b>  |
| <b>Now Hospitalized, US: 65,455</b>           | <b>Now Hospitalized, Montana: 92</b>     | <b>Now Hospitalized, Wyoming: 44</b>      |
| <b>Now in ICU, US: 13,799</b>                 | <b>Now in ICU, Montana: 24</b>           | <b>Now in ICU, Wyoming: Not Reported*</b> |
| <b>Currently on Ventilator, US: 4,454</b>     | <b>Now on Ventilators, Montana: 15</b>   | <b>Now on Ventilators, Wyoming: NR*</b>   |
| <b>Total Vaccinations, US: 55,220,364</b>     | <b>Vaccinations, Montana: 207,250</b>    | <b>Vaccinations, Wyoming: 122,200</b>     |

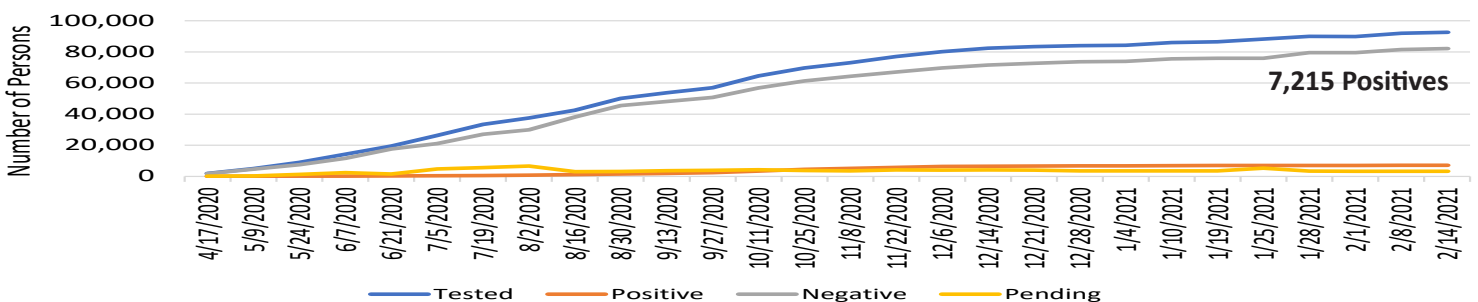
Data last updated on Feb 16, 2021. Accessed from [www.CDC.gov](http://www.CDC.gov); <https://covidtracking.com/data/state/montana>; <https://covidtracking.com/data/state/wyoming>; <https://covidtracking.com/data>; <https://covid.cdc.gov/covid-data-tracker/#vaccinations>

**Number of COVID-19 Positive Test Results by Week, Billings Area Indian Health Service**



Data last updated on Feb, 14, 2020. Accessed from [www.IHS.gov](http://www.IHS.gov)

**Cumulative Number of COVID-19 Test Results Billings Area Indian Health Service**



Data last updated on Feb, 14, 2020. Accessed from [www.IHS.gov](http://www.IHS.gov)



# COVID-19 Billings Area WEEKLY UPDATE

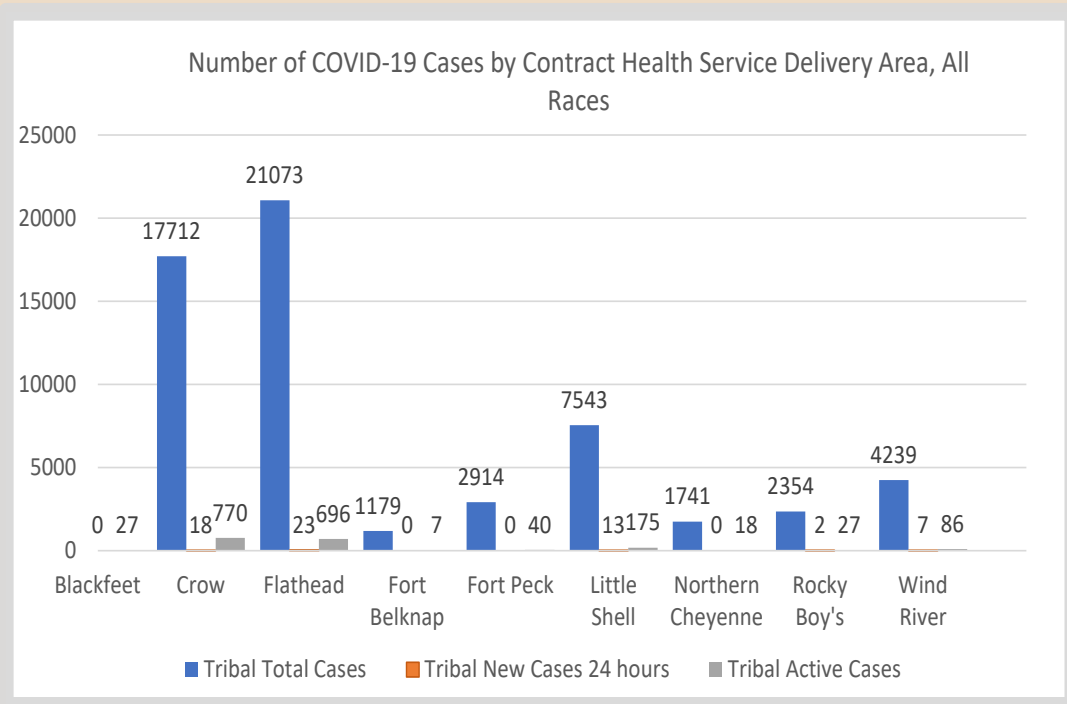
Feb. 16, 2021

| IHS Distributed COVID-19 Vaccinations | Prime Doses Distributed | Boost Doses Distributed | Total Doses Distributed |
|---------------------------------------|-------------------------|-------------------------|-------------------------|
| 1/25/2021                             | 6,450                   | 3,950                   | 10,400                  |
| <b>2/1/2021</b>                       | <b>7,850</b>            | <b>5,650</b>            | <b>13,500</b>           |
| <b>2/12/2021</b>                      | <b>12,325</b>           | <b>6,950</b>            | <b>19,275</b>           |

Data last updated on Feb. 16, 2021. Accessed from://www.ihs.gov/coronavirus/vaccine/distribution/



**ONE SMALL ASK, PLEASE WEAR A MASK**  
 Wear a mask indoors at work. Wear a mask when you are visiting with friends. Wear a mask when you go out to shop. Always wear a mask, even if you see the same people regularly.



- Contract Health Service Delivery Areas, all races, defined:**
- Blackfeet: Glacier & Pondera Counties
  - Crow: Big Horn (3/4) & Yellowstone Counties
  - CSKT: Flathead, Lake, Missoula, & Sanders Counties
  - Fort Belknap: Blaine & Phillips Counties
  - Little Shell: Cascade County
  - Northern Cheyenne: Big Horn (1/4) & Rosebud Counties
  - Rocky Boy's: Chouteau & Hill Counties
  - Wind River: Fremont & Hot Springs Counties
  - Fort Peck: Daniels, Roosevelt, Sheridan, Valley

Data last updated on Feb. 16, 2021. Accessed from [www.https://montana.maps.arcgis.com/](https://montana.maps.arcgis.com/) and <https://health.wyo.gov/>